



Volume 5-04

December 2016

IN THIS ISSUE

December Speaker	1
Holiday Party	2
Change in Meeting Place	2
November Competition Results	3
Competition Themes for January	4
Forum Ideas for January	4
November Field Trip Report	5
November Meetup Trip Report	7
December Field Trips	9
Nature Visions News	10
PSA Report	12
Polar Bear Safari	13
Award-winning Macros	15
Stronger Photographers Wanted	16
Announcements/Calendar	17
Competition Dates and Themes	18
VPS Board Members	20
Resource Center	21
Membership Form	22
Support Network Form	23

VPS is a member of



<https://www.psa-photo.org/>

VPS meets on the 1st, 3rd, and 4th
Wednesdays, Sept thru June at the
Oakton Elementary School.
Check website calendar at
Vpsva.org for any date changes.

WELCOME, BRIAN -- AND DINGO!



Brian Zwit Speaks Dec. 7, 2016 on

Digital Creativity Using Photoshop & Other Software

Brian Zwit is a nature and outdoor photographer based in Northern Virginia who is obsessed with capturing the elegance and majesty of unique landscapes, wildlife, and flora throughout the United States. His images are in private residences and corporate offices and have been used in regional magazines and for corporate and international publications. Brian teaches workshops, field trips, and classes and also speaks to camera clubs, schools, and other non-profit organizations on creativity and photographic techniques. He is well known for his ability to distill complex topics to their essence and explain them in simple, easy-to-understand ways. His favorite assistant is Dingo, his Parson Russell Terrier, who really is not very helpful but is always ready for a walk in the woods.



LET'S PARTY!



Don't forget to sign up for the Dec. 10 Holiday Party. Please see Carol Carroll's email

(csquared02@yahoo.com) for her link to RSVP on SignUpGenius.

Bring an entree, a salad, a veggie, or dessert along with serving utensils.

IMPORTANT: CHANGE OF MEETING VENUE

On Jan. 4, VPS will meet at the newly renovated Thoreau Middle School, 2505 Cedar Ln, Vienna, VA. At the close of the meeting, the club's officers will ask members if they prefer to move there or stay at Oakton Elementary. Thoreau reportedly has more comfortable seats & allows better viewing of photographs.



November Competition Results

Nov. 16, 2016

Judge Sandi Croan



Monthly Theme: Landscapes – 33 Entries

1st Place	Harold J. Hanson	Mormon Row Early Morn
2nd Place	Patricia Deege	Storm Clouds and Dead Tree
3rd Place	Barbara Johnson	Smokey Mountain Mist
HM	Morton H. Friedman	Cape Cod Sunset
HM	Gwen A Bowden	New Zealand Harbor
HM	Lori Saunders	Mount Baker View
HM	Paige Counts	Fall Reflections
HM	David Heagy	Carlsbad Beach Dwellers

Monthly Theme: Nature with Hand of Man

Digital Art – 26 entries

1 st Place	Gloria Spellman	Missing Pieces of Autumn
2 nd Place	Gloria Spellman	Floral Arrangement
3 rd Place	Kathy E. Swoboda	Little Green Frog
HM	Lisette Brisebois	Rainbow Chard
HM	Patricia Deege	Bluebird at Nesting Box with Texture
HM	Ceasar Sharper	Fishing in Black and White

Open Digital Novice – 10 Entries

1 st Place	Lisette Brisebois	October Azalea
2 nd Place	Alana Glaves	Great Blue Heron's Got An Itch
3 rd Place	Mary Rabadan	The Mating Game

Open Digital Advanced – 22 Entries

1st Place	Kathy E. Swoboda	Tricolored Heron, Beak Down
2nd Place	David R. Kepley	Storm Over Grand Canyon
3rd Place	Lori Saunders	Space Bubbles
HM	Carol W. Carroll	Beautiful Staircase
HM	Mary Jane Fish	Mosque Interior
HM	Bill Mugg	Buda Beast

Open Prints: Combined Novice & Advanced – 13 Entries

1st Place	Gloria Spellman	The Red Gerber
2nd Place	David Heagy	Iceland Color Palettes
3rd Place	David R. Kepley	The Long and Winding Road
HM	Mary Rabadan	Juvenile Night Heron

Themes for Jan. 18, 2017

Textures: Texture in photography is all about patterns, colors, and depth. Every detail of texture plays a significant role in the overall perception of the photo. Texture itself can become the subject of an image. Normally, we think of texture as how something feels when we touch it. In a photograph, texture appears to pop out at us as if we could touch it. Strong texture makes the subject in an image stand out. Light raking across the surface of an object highlights its textural details.

Bridges: Bridge photography is a favorite for landscape and travel photographers alike. For these shots, you will often be recording a long exposure. For capturing sharp images, a tripod may be necessary, kept low to the ground and stable. The golden hours (sunset and sunrise) are a popular time for shooting. Take plenty of shots because the light changes quickly. Bridge photos work well in color (showing off the sunrise or sunset) or in mono (more moody or atmospheric). Try turning your bridge image into a silhouette against a bright and colorful sky.

Ref: <http://www.digitalcameraworld.com/2013/11/08/pictures-of-bridges-10-tips-for-better-bridge-photography/>

Have fun with them! - **Janet Gelb, VP Competitions**

SUBMIT FORUM IDEAS BY DEC. 2, 2016

The January, 2017 Forum topic is “How to” miniseminar/Sharing favorites. In this forum, several VPS members give short presentations or demonstrations to the rest of the group on topics of broad member interest. A typical “how to” topic that we have had in the past addressed *ways in which we can display our work* (e.g., books, exhibitions); “favorites” have included *cameras “beyond the DSLR”*, and *gear for a shoot*. We have yet to decide on the topic(s) to be discussed at the January Forum. The selection is a two-step process similar to our selection of competition themes: we first prepare a list of candidates, and then pick a winner or winners among them. On Nov. 16, I invited your suggestions for candidate topics by Friday, Dec. 2. Next week, I will send out a Survey Monkey soliciting your preferences among the topics that have been suggested, in response to this year's request or earlier ones, so please share your suggestions with me by the end of the weekend. This timing will keep us well on track for a successful first forum of the calendar year on January 25.

- **Mort Friedman, VP Forums**

November Field Trip Report: Chincoteague National Wildlife Refuge


Two members of the Vienna Photographic Society ventured to Chincoteague National Wildlife Refuge for the club's traditional annual field trip. Here's Julie Cochran's report and photos and Dennis Tarnay's photos.

We arrived at Chincoteague at 3 pm on Friday and headed to the refuge for sunset photos. On Saturday, we got up at 5:30 a.m. for oceanside sunrise photos but it was cloudy. Then we drove on the service road, which is only open to cars once a year, and saw lots of ponies. We were able to stop and photograph the wild ponies. Then we returned to the hotel and had dinner. Dennis cooked a good dinner of ribs. Afterward, we went for sunset pictures and later enjoyed a banana split. On Sunday morning we took some good sunrise pictures. On the way home, we stopped by Maryland's Blackwater National Wildlife Refuge and photographed Great Blue Herons. It was a smooth ride home!

- Julie Cochran



- PHOTOS BY JULIE COCHRAN



- PHOTOS BY DENNIS TARNAY

Nov. 16 Eastern State Penitentiary Meetup with Roadrunner Photography

- By Lori Saunders

On Sat., Nov., 12, I attended the Eastern State Penitentiary Meetup with Roadrunner Photography tours (<http://roadrunnerphotographytours.com>) in Philadelphia, PA. The official part of the trip was for exclusive access to the Eastern State Penitentiary from 5:30 to 9:30, where we would do 'light-painting' in all parts of the penitentiary that are ever open to the public. As part of our access, we could also go in early during the regular public day time hours.

The Eastern State Penitentiary, (ESP), is a former prison in Philadelphia's Fairmount section. It was operational from 1829 until 1971. The penitentiary refined the revolutionary system of separate incarceration first pioneered at the Walnut Street Jail which emphasized principles of reform rather than punishment.



Notorious criminals such as Al Capone and bank robber Willie Sutton were held inside its innovative wagon wheel design. At its completion, the building was the largest and most expensive public structure ever erected, and quickly became a model for more than 300 prisons worldwide. The prison is currently a U.S. National Historic Landmark, which is open to the public

as a museum for tours seven days a week, twelve months a year, 10 am to 5 pm.

I arrived on Friday evening so that I could attend a 'light-painting' how to presentation by Don and Denise on Saturday morning. It's a photographic technique in which exposures are made by moving a hand-held light



source while taking a long exposure photograph, either to illuminate a subject or to shine a point of light directly at the camera, or by moving the camera itself during exposure. It is a technique that take a lot of practice!


Following the workshop, I headed over to the Penitentiary for early access since I had never been before. It was quite crowded with the general public as it was a holiday weekend; however, I still managed to get a few shots in and connect with some fellow photographers. At 5:00, we all met out front for the beginning of our exclusive after hours access. From 5:30 to 6:30 the artificial lights were left on, which made for some great shadows and also photographing the cell reportedly occupied by Al Capone that had nice



furniture supplied to him. At 6:30 or so, all lights were turned off and we only had our flash and other lights we had brought with us for illumination. Although we had several hours to photograph in fairly cold conditions, it went by very quickly. Don, Denise, and other more experienced photographers were very helpful to those of us more new to the technique. Nevertheless, it is very time consuming and there was a lot to photograph - even a light saber or two. After we were all done at 9:30, we got pizza across the street, and I am sure it was much better than prison fare.



Some additional photos are posted on my Flickr pages: <https://www.flickr.com/photos/40116219@N08/albums/72157675310975380>. RoadRunner's Facebook is at <https://www.facebook.com/groups/610674155781229/>. If you are not already a member of the RoadRunner Meetup, I highly recommend it as a great way to find out about interesting places to visit and photograph.



**Field Trip to Meadowlark Gardens'
Winter Walk of Lights:
Tues., Dec.13, 4:45 p.m.**

The garden is allowing our group to have early access to the park (regular access starts at 5:30). Tuesdays should be less crowded than other days of the week. If you have not visited, it really is something to see; every year from mid-November until just after New Year's Day, the garden is transformed into a half-mile, animated walk of lights. This will be a great opportunity to practice your nighttime photography. I have some experience in nighttime photography and will be happy to help out anyone completely new to it.

Tripods are strongly encouraged; however, tripods are not allowed to be setup on the trail; you are also not allowed to go out of the Winter Walk area (i.e., across the lake). You need to purchase individual tickets ahead of time (the sooner the better!) online at: novaparks.ticketfly.com. They are \$12 for adults and you will need to select the 5:30 time slot. We will meet at the front of Meadowlark at 4:45 (I will arrive a bit before). It's located at 9750 Meadowlark Gardens Ct, Vienna.

Bring:

- Comfortable walking shoes
- Warm clothes, including hat, gloves, and/or hand warmers
- Tripod
- Cable release or remote if you have one
(You can also use camera's timer)

RSVP to loriasaunders@gmail.com or 703-980-7475 (cell text) and send your email and cell phone #. If you're running late, please text my cell so we will know you are on your way. Thank you. - Lori

<https://www.novaparks.com/events/winter-walk-of-lights>

**Field Trip to Conowingo Dam:
Sat., Dec. 3, 9 a.m.**

Come photograph scores of bald eagles & other birds at Conowingo Dam (2569 Shureslanding Road, Darlington, MD). Every Thanksgiving, more eagles flock there than anywhere on the East Coast. Contact Barbara Saffir for details (Barb22030@yahoo.com, 571-449-0445). Before you go, check out Conowingo's Bald Eagle Facebook page [pix](https://www.facebook.com/ConowingoBaldEagles/) <https://www.facebook.com/ConowingoBaldEagles/>

Adult eagle with fish chasing juvenile at Conowingo dam:





FINAL REPORT

- By Martin Fish

Nature Visions had a very successful weekend November 18-20. From the two hands-on workshops I attended, which were so popular that they all sold out, to the presentations in Merchant Hall and the smaller Beacon Hall classrooms, the Hylton Center was a hive of activity. I haven't gotten statistics on how many purchased tickets yet, but I'm sure it was more than last year.

I would like to congratulate all those who got images juried in. And there are some who got awards for their efforts. I am not sure I got them all, but here are those artists and images that I saw with ribbons.

Kathy Swoboda	Best in Show (Macro Category) <i>A Fly on Echinacea</i>
Patricia Deege	Special Award from Jennifer King <i>Oatlands Japanese Maple</i>
Carla Steckley	Special Award from Tom Cuchara <i>Fallen Lotus Leaf</i>
Lori Saunders	Special Award from Mike Moats <i>Young Fern</i>

I apologize if I missed anyone. I hope everyone will plan to attend next year's Nature Visions, from Nov. 3-5, 2017. The featured speaker will be Matt Kloskowski, formerly with KelbyOne, author of a dozen books, and a Lightroom and Photoshop guru. (<http://mattk.com/about-matt/>) Next year, the VPS Nature Visions rep will be Bill Mugg -- unless things change between now and then. This year he saw the process up close and personal by being the Volunteer Coordinator. I hope to see you at Nature Visions 2017.

Kathy Swoboda's Best in Show Macro category winner:



Carla Steckley with her award winner:



Patricia Deege with her award winner. (She sold it to a patron from Manassas.):



Of the 910 images submitted by all clubs to the Nature Visions Expo, 353 were juried in. Of the 225 images submitted by all clubs to Photo Art, 150 were juried in.

Here's how VPS members fared:

Kathy Swoboda:	7 photos
Patricia Deege:	6 photos
Kathleen Furey:	6 photos
Carla Steckley:	5 photos
David Kepley:	5 photos
Bill Mugg:	4 photos
Barbara Saffir:	4 photos
Lori Saunders:	4 photos
Gloria Spellman:	3 photos
Mary Jane Fish:	2 photos
Morton Friedman:	2 photos
David Heagy:	2 photos
Barbara Johnson:	2 photos
Annette Shinafelt:	1 photo
Julie Cochran:	1 photo



Morton Friedman with one of his NV photos:



Gloria Spellman with one of her NV photos:




PSA Report:

Vienna Photographic Society Awarded 3rd Place in PSA Nature Interclub Competition

Images by Patricia Deege, Kathleen Furey, Gloria Spellman, Kathy Swoboda, and Wayne Wolfersberger represented Vienna Photographic Society in a recent judging at Pilchuk Camera Club in Everett, Washington earning a 3rd place finish out of 37 clubs.

Congratulations to Kathy Swoboda and Patricia Deege for receiving Honorable Mentions for "Fanfare" and "Amorous Toads," respectively.



PSA Nature round 2 entry is in early December. Enter up to 2 images and help VPS move up in the very tight rankings!

PSA Travel Round 1 Update: Juried Images

The following images have been entered into Round 1 of the PSA Travel Interclub Competition:

"Budapest From Gellert Hill" by David Heagy

"Gondola Reflection" by Ceasar Sharper

"Kyoto Cemetery" by Mort Friedman

"London Twilight" by Kathy Swoboda

"Machu Rainbow" by Bill Mugg

"Turning Back" by Joan Axilbund

View the image slideshow at:

</g/f03efde5-f3cd-434e-8d7b-584f3db98d58>.

Vienna Photographic Society members Kathleen Furey, David Kepley and Annette Shinafelt judged the 27 entries. The top 6 scoring images made by 6 different photographers were entered into the PSA Travel Interclub Competition. The results should be available in about a month. Next Travel entry is in mid January.

PSA Open (Projected Image Division) Round 1 Update:

VPS members entered 18 images for Round 1. The following images were selected by a member vote.

"Bulls Island Beach Sunrise" by Ceasar Sharper

"Farmer's Barn in Iceland" by David Heagy

"Lacewing on my Finger" by Alana Graves

"Sibling Rivalry" by Barbara Johnson

"Tricolored Heron, Beak Down" by Kathy Swoboda

"World Trade Center Memory" by Mort Friedman

View the slide show at:

</g/fcb079a0-12c4-4406-b0de-247c752037c7>

- **Kathy Swoboda**

POLAR BEAR SAFARI

- By Patricia Deege

It had long been my wish to go and see these magnificent animals in their natural habitat; this November I and my husband joined a group led by Natural Habitat Adventures to visit the area around Churchill, Manitoba where the white giants congregate in early winter, waiting for the sea ice to form so that they can at last go out and hunt their favorite prey, the seals.



Curiosity

To get to Churchill we flew to Winnipeg, via Chicago, stayed one day and night there, and continued with a small plane to Churchill which sits alone in the vast tundra near the Arctic Circle. There are no roads to Churchill, the only access being by air or by train. The plane takes a little more than two hours. The train takes 36 hours, as it can only go very slowly so as not to melt the permafrost and derail the tracks. In Winnipeg, we had a chance to visit the Assiniboine Zoo and get our first glimpse of polar bears; they have a pool where you walk through a glass tunnel and watch them from below, swimming and chasing fish--a fascinating and otherwise impossible view of the bears.


Arriving in Churchill we took a bus to the outskirts of town where we boarded a Tundra Buggy, a huge ungainly vehicle with 8-foot-high tires, capable of crossing the slippery expanses of ice and snow. They only move at 25 miles per hour, so as to avoid melting the permafrost with their passage. Our first bear sighting was right outside town, a large animal trotting along through the scrub just behind some houses. Residents of Churchill must be constantly on watch for these hungry invaders of their town.

After several hours of exploring the tundra, eating lunch aboard the vehicle, and seeing several bears at a distance, we arrived at the Tundra Lodge. There are only two companies that have a permit for this kind of

accommodation. The lodge is a series of long carriages, rather like a long-distance sleeper car on a train. The four carriages were connected with open grid decks, with a deck at the rear onto which the buggy locked to provide easy passage to the lodge. One never sets foot on the ground.

The first, sleeping, carriage had "bedrooms" on each side of a narrow hallway, with five bathrooms. The "bedroom" was a single bunk, with a small window and a shelf overhead (sometimes below an upper bunk) for luggage, etc. and floor space the length of the bunk about three feet wide. NOT MUCH ROOM to move around. The next carriage was a comfortable lounge with hot drinks always available, and the third a very nice dining room with a kitchen at the end. The last one was for the staff. No phones, no TV, except for showing photos and videos, and no internet. My kind of place for a while!!

Each day we went out on the tundra buggies looking for the great white bears. Since the sea ice had not formed our search turned up plenty of them, mostly lounging on a snow bank to keep cool, or wandering around looking for a possible snack. These animals had not eaten anything substantial since early summer so were probably very hungry. We saw a few mothers with cubs, usually resting, but they were mostly too far away for close up photos. The tundra buggies were like a small sitting room, and each person had a window seat. It was comfortably warm, until one opened the window to photograph and the cold arctic air hit us like an aggressive wake-up call.



Sparring Bears

Our group was divided into two parties, one going out in the morning and the other in the afternoon. Those that stayed in the lodge were not lacking for action. Several polar bears visited the lodge, sometimes standing up and trying to peer into the windows, sometimes just sitting around in the snow, and occasionally chasing off a visiting rival. We had great views from inside and even better from the open decks between the cars. It was amazing to see these beautiful animals up so close; they never acted aggressively towards their audience, more curious than anything, and often appeared to ignore our presence completely; they were more attracted by the aromas emanating from the kitchen.


Surprisingly, there was little snow, just very cold temperatures. The tundra landscape is stark and forbidding, but nonetheless beautiful, especially in the early hours under a colorful dawn light. One morning, we encountered a pair of large male bears that were apparently traveling together. They wandered along, occasionally pushing each other, like active teenage boys. One of them was considerably larger and seemed to be the leader. After watching them for a while, we were treated to a demonstration of polar bear challenges; they both stood up on their huge hind paws and proceeded to push and bat at each other, biting around the head and ears. Our guide said this was play-fighting but it was a preliminary to the real thing when the bears are ready to find a mate.



Aurora Borealis and Lodge Supply Truck

Although we found the temperatures very frigid, the bears have such a protective coat that they actively searched for a nice cold snow bank on which to cool off, sometimes digging down to the more frozen section for an even colder resting place. Polar bears are naturally solitary and only congregate around Churchill and other strategic places, waiting for the sea to freeze. There is no fence or

wall preventing them from going into town and there is a 24-hour patrol keeping watch for unwelcome visitors. If the bears are persistent in invading the town, they have huge barrel shaped cages that are baited with seal meat to catch the intruders that are then hauled off to the “polar bear jail” on the edge of town. When we were there, they had 11 such bears in custody; these animals are not fed while encaged. They simply sleep the days away until they are released on Hudson Bay when the sea ice freezes. Feeding them would encourage them to return for a free dinner and they would not be eating anyway if they were left to roam.



Issuing a Challenge

Weather in Churchill is at best unpredictable, but we were lucky to have a lot of sunshine and some clear nights when we were treated to a sight of the Aurora Borealis. It was not particularly spectacular but still a wonderful experience to see. Watching the sky with the naked eye did not always reveal the brilliant colors but the camera picks up so much more than the human vision, and the results were often very surprising.

Sadly, global warming is causing the sea ice to freeze later and later and it is changing the hunting, mating and coexisting life cycle of these magnificent creatures. Their numbers have diminished at an alarming rate and who knows what the next quarter century will bring. If you want to see these amazing animals in their natural habitat, don't wait too long. A visit to their cold domain is worth all the effort of getting there.

AWARD-WINNING MACRO SETUP

- By Kathy Swoboda

Last year at Nature Visions. Mike Moats told me about a photographer, Tom Shahan, who takes pictures of small insects, especially jumping spiders. That conversation led me to emulate his set-up, which he describes on his video at

<http://thomasshahan.com/#video>.



For the image, "A Fly on Echinacea," I used an old 50mm f/1.4 lens with a manual aperture ring I already owned. A \$10 reversing ring from B and H allowed me to place the lens in reverse on a Nikon d7000. I attached a \$10 Vello straight flash bracket on the bottom of camera with a Nikon SB-700 flash on the other end. A Nikon off camera flash cord triggers the flash. I diffused the flash with a \$17 Westcott Pocketbox mini. I taped on a couple of sheets of paper to add to the diffusion.



The flash is set to manual power and a bit of trial and error is needed to get the right exposure. I focus by moving the camera very close to the subject, just an inch or so away. I move slowly to the insect and often I can get very close and get a shot or two. The chill of early morning is a good time to look for insects that are not moving. For the image below I was able to get a few images at different focal points and then focus stack them in Photoshop manually using layer masks.

THANKS SO MUCH, KATHY!

Does anyone else have a tip to share?
Please email the new newsletter editor
at Barb22030@yahoo.com. We pay
\$1,000 for each tip. *Just kidding!!*
But your fellow photo club members
will be extremely grateful to you for
sharing your time and expertise.
- bjs

WANTED: **STRONGER** PHOTOGRAPHERS

- By *Barbara J. Saffir*

What the heck does photography have to do with fitness and strength? Have you picked up a heavy camera, lens, or tripod recently and tried to walk with it? If you really want to enjoy yourself more and be able to stand, walk, and take photographs for a long while, **why not use this winter to get in better shape?** Here are a handful of resources to get you started on some fun -- *yes, fun!* -- cardio and strength training. Talk to your doctor before starting a fitness program, but she or he will probably tell you that **almost all of us can grow stronger and healthier no matter our age, gender, or current condition.** But watch out! The more you exercise, the better you'll probably feel. And that can be addictive.

FAIRFAX COUNTY REC CENTER

CLASSES, GYMS & POOLS:

<http://www.fairfaxcounty.gov/parks/wp-recenter.htm>

MAYO CLINIC'S WALKING FITNESS:



<http://www.mayoclinic.org/healthy-lifestyle/fitness/in-depth/walking/art-20046261>

NEW YORK TIMES' WORKOUT TIPS:

<http://www.nytimes.com/well/guides/really-really-short-workouts>

SPARKPEOPLE'S EXERCISE LIBRARY

http://www.sparkpeople.com/resource/exercise_demos.asp



ANNOUNCEMENTS - CALENDAR

- Dec. 1: Deadline for Roadrunner contest <http://roadrunnerphotographytours.com/contest/>
 Dec. 1-30: "A Fine Arts Photography Retrospective with Nature and Landscapes" exhibit, Fran Bastress, Reston Community Center
 Dec. 2: Forum Ideas due
 Dec. 3: VPS Field Trip to Conowingo. (See page 9.)
 Dec. 4: PSA Nature Round 2 deadline -- enter up to 2 images
 Dec. 6: 7:30 pm, NVPS speaker Arthur Ransome on Discovering Yourself Through Photography
 Dec. 7: VPS speaker Brian Zwit tips on Photoshop and creating digital art
 Dec. 10: 6:30 pm, VPS Holiday party* at John Namen's house (See page 2.)
 Dec. 11: Coffee & Critique 10-12 Glen Echo
 Dec. 13: VPS Field Trip * to Meadowlark Gardens (See page 9.)
 Dec. 16: Jan. Glen Echo exhibit <http://glenechophotoworks.org/2016/06/03/ambiguity-of-light/>
 Dec. 20: 7:15 pm, NVPS Competition with Judge Roy Sewall
 Dec. 31: Vienna First Night celebration 6-12

CALL FOR ENTRIES: Seventh Annual Joseph Miller Abstract Photography Exhibition (May 6 – May 29, 2017)

The Joseph Miller Center for the Photographic Arts takes great pride in announcing its Seventh Annual juried abstract exhibit. All interested photographers are invited to submit entries for this much anticipated spring event. Submissions to the First Annual JM Abstract Exhibit were limited to local NVACC-related clubs; however, over the years, because of the influence these exhibits have had in encouraging and promoting abstract photography and due to their reputation, recent JM Abstract Exhibits have been attracting entries from national as well as international photographic artists. The Joseph Miller Center will begin accepting entries for the upcoming Seventh Annual Exhibit on Saturday, Dec. 24, 2016. The deadline for submissions will be Friday, February 17, 2017. A detailed prospectus containing all relevant information regarding the exhibit will be posted on the Northern Virginia Alliance of Camera Clubs website at <http://www.NVACC.org>.

- **Matthew G. Schmidt**

COME ON, BRAG A LITTLE!

Send me a newsy tidbit for the VPS newsletter. Or a photo. Or, do you know of a competition, gallery, photo op, or other event to pass on? How about sharing your photo expertise with your friends and colleagues? As the new newsletter editor, I look forward to hearing from all of you. Every member has something cool to contribute. Don't like to write? Suggest a story idea. Or we can talk with you and then "co-write" a short piece. And if you're really lazy -- like me -- just dictate it to Siri or your fav digital assistant. But maybe if we scream loudly enough, longtime newsletter editor Mary Jane will decide not to move to Tennessee and stick around Vienna where she is loved!

- **Barbara Saffir** (Barb22030@yahoo.com)

Theme Dates	Themes 2016-2017	Definitions for Themes
<p>These are the most popular themes - the themes will be paired with similar themes as best as possible.</p> <p>Order of Themes could change if needed to coordinate with the Speakers and Judges expertise.</p> <p><i>Please note that we have added three (3) Digital Art Themes this year. Many members requested this. We will have a trial period to judge interest and participation throughout the year. We have also included the Town of Vienna to support their Exhibit.</i></p>		
1/18/2017	Textures	Texture <i>photography</i> , it's all about patterns, colors and depth. Every detail of a <i>texture</i> plays a significant role in the overall perception of the <i>photograph</i> . Texture itself can become the subject in a photograph or it can provide a description of how something might feel. Normally, we describe texture by how something feels to our sense of touch, but in a photograph the texture has to appear to leap out and appear as if one could touch it. Strong textures make the subject in an image stand out. Look for light raking across the surface of an object to highlight the textural details.
	Bridges	Bridge photography is a favorite subject for travel and landscape photographers alike. For bridge and landscape shots you'll often be recording a long exposure, so to capture sharp shots your camera needs to be perfectly stable. Use a sturdy tripod, and keep it as low to the ground as possible. The best times of day to shoot bridges are during the 'golden hours' around sunrise and sunset. The quality of the light during these times can change quickly and dramatically, so be sure to take plenty of shots. Images shot during the golden hours work well in both color and mono. Color is great for showing off a dramatic sunrise or sunset, while mono can add moodiness and atmosphere to shots. And if a bridge is backlit by a bright and colorful sky, try turning it into a dramatic silhouette. Ref: http://www.digitalcameraworld.com/2013/11/08/pictures-of-bridges-10-tips-for-better-bridge-photography/
2/15/2017	Windows	Images should depict an opening in a wall, door, roof of a building or vehicle that is fitted with glass or other transparent material in a frame to admit light or air and allow people to see through.
	Town of Vienna (To support Town of Vienna Exhibit)	Access the Town of Vienna website to see what they usually pick for the calendar. Check out the Town of Vienna Calendar for Annual Town Events and History. Seasonal pictures of events are good. Usually images in the horizontal direction are best for the calendar.
3/15/2017	Music/Performances/ Instruments	This category may include music performances or dance performances as well as an actual instrument that can be used to produce music.
	Digital Art (Patterns in Architecture - Creative Photography from Original Image) with use of apps, filters, any	* Digital Art – Using your original photo with apps, filters, and/or various software to create fine art. (Theme: Patterns in Architecture.) Buildings can have many designs, classical, geometric and abstract forms. Use the theme to look closely at buildings and architecture and hone in on interesting lines, circles, angles etc. that render interesting patterns. Look for close-up and macro images that display

	software	intriguing or unusual patterns.
4/19/2017	Autumn	The season of the year between summer and winter when the weather becomes cooler and plants become dormant and the fall foliage becomes beautiful shades of orange, red and yellow. This theme should capture the beauty of this season. Images can be landscapes or signs of the pending or current season.
	Digital Art (Gardens can include Trees/Bushes - Creative Photography from Original Image) with use of apps, filters, any software	* Using your original photo with apps, filters, and/or various software to create fine art. (Theme Gardens –combined w/ Trees/Bushes.) Images of your own garden or a local park such as Meadowlark or Green Springs are a good place to start. You can concentrate on a large area to show the landscape, formal designs in the garden or concentrate on specific trees or bushes. Many gardens have shaped their trees and bushes to form recognizable persons or objects, or just have beautiful texture or shapes that stand out. Use your imagination to give your photograph a painterly look or different apps or filters to create something entirely unique.
5/17/2017	Collections (Examples: toys, hats, shoes, spoons, buttons, dolls, clocks, etc.)	This theme should be the gathering of like object such as toys, hats, shoes, spoons, buttons, dolls, teddy bears, etc. Many people love to collect things or objects. The theme can include anything that someone has gathered or collected as a hobby or just a collection of unique or special objects. This would be a good time to try close-up photography.
	Spring	The season of the year when the weather becomes warmer, leaves and plants start to grow again and flowers appear. Your images should depict spring as the season of new beginnings. Some examples could be, fresh buds blooming, animals awakening or demonstrating the earth coming to life again. Another example could be showing farmers and gardeners planting their seeds as temperatures slowly rise. Anything that depicts the Spring Season to you.
6/21/2017	EOY Competition	
	NOTES:	<i>*Creative Digital Art Category: This category will be about creating images from photos that have a painterly or hand drawn appearance. The image should be your own creation and originated from your own photograph. Creative Digital art is an artistic work or practice that uses digital technology as an essential part of the creative or presentation process. The artist's original photograph is manipulated by using apps, filters and software to create a pictorial digital image from the original.</i>

VPS Board Members

President	VACANT	
First VP	David Kepley	kepley.david@gmail.com
Secretary	Debbi Rife	angeltaz_2@yahoo.com
Treasurer	Burgess Levin	burgessblc@aol.com
VP-Speakers	Julie Cochran	catlady1821@cox.net
VP-Judges	John Padbury	faotc@aol.com
VP-Comp.	Janet Gelb	janet@gelbnet.com
Digital Proj.	Committee	Sharon, Joan, Bob Bills and Verkat
VP Mem Com	Gloria Spellman	spellg1@aol.com
PSA Rep	Kathy Swoboda	kswoboda2421@gmail.com
Focal Points	Barbara Saffir	barb22030@yahoo.com
Dir Publicity	David Heagy	dheagy@gmail.com
Membership	Paige Counts	paigecounts@mac.com
Dir Website	Gloria Spellman	spellg@aol.com
VP Forums	Mort Friedman	mhfriedm@gwu.edu
VP Field Trips	Mary Jane Fish	maryjane_fish@yahoo.com
VP Field Trips	Lori Saunders	mailto:loriasaunders@gmail.com
VP Operations	Joseph Morton	ffig2005@yahoo.com
Social Events	Carol Caroll	csquared02@yahoo.com
Exhibits	VACANT	
Gift Cards	Julie Cochran	catlady1821@cox.net
50/50 Raffle	Julie Cochran	catlady1821@cox.net
Nat.Vis.Rep.	Martin Fish	fishmp48@yahoo.com
Nat.Vis B/U	Bill Mugg	billmuggster@gmail.com

Resource Center



This is where we list workshops, classes, and other tips. Please send in any resources that you have tried and want to like recommend to your fellow VPS members.

Instruction and workshops:

With Nikhil Bahl: www.NikhilBahl.com

With Capital Photography Center: <http://www.capitalphotographycenter.com/>

With Corey Hilz: <http://coreyhilz.com>

With Tony Sweet: <http://tonysweet.com/>

With Josh Taylor: <http://joshuataylorphotography.com> <http://joshuataylorphotography.com/blog>

With Bill and Linda Lane: <http://www.lanephotoworkshops.com/>

For Photoworks Classes: www.glenechophotoworks.org

For Infrared workshops with The New Life Photos Workshop: <http://www.newlifephotos.com>

Freeman Patterson/Andre Gallant: www.freemanpatterson.com.

Speakers We've Heard:

Eliot Cohen – Landscape and Lightroom

www.eliotcohen.com

www.facebook.com/eliotcohenphotography

Don Rosenberger, – Landscape and Night

www.donrosenberger.com and www.roadrunnerphotographytours.com.

[www.Facebook.com/DonRosenbergerPhotography](https://www.facebook.com/DonRosenbergerPhotography).

Irene Sacilotto – Wildlife Photography

www.ospreyphoto.com

www.facebook.com/IreneSacilotto.

Corey Hilz – Travel Photography

Website and blog: <http://coreyhilz.com>

Facebook: [http://www.facebook.com/CoreyHilzPhoto](https://www.facebook.com/CoreyHilzPhoto)

Matthew Schmidt – Close Up Photography

Website: www.loreleistudios.com

Contact: mgs@loreleistudios.com

Frank Van Riper – Travel Photography

www.GVRphoto.com

www.talkingphotography.com

Denise Silva – Composition

Road Runner Photography Tours (<http://www.roadrunnerphotographytours.com/>).

Also see <http://denisesilvaphotography.com/>

Brian Zwit – Flash Photography

School of Creative Photography www.SchoolofCreativePhotography.com

brian@creative-pix.com

Robin Kent – Night Photography

www.photographybykent.com

Josh Taylor – Flowers and Garden Photography

<http://www.joshuataylorphotography.com/>

VPS MEMBERSHIP APPLICATION: JULY 2016 through JUNE 2017

Mail this Application and your check (Payable to: "**VPS**") or cash to:

VPS, P.O. Box 1212, Vienna, VA 22183-1212

or hand the payment and application form during any VPS meeting to:

Paige Counts, Membership Director, or Burgess Levin, Treasurer

I am ☐ a **New Member** OR ☐ **Renewing** I have been a VPS member since the year (_____)

First Name* _____ Middle Initial _____ Last Name* _____

Street Address _____ City-State-Zip _____

Home Phone _____ - _____ Work Phone _____ - _____ Cell _____ - _____

Email* _____ *=required

NOTE: To receive the VPS Newsletter *FOCAL POINTS* and other membership messages, you must provide a unique and valid email address. *FOCAL POINTS* is distributed by email and on the club website as a PDF file. You will need an installed copy of Adobe Acrobat Reader on your computer to open it.

PRIVACY

Membership records are maintained by the Membership Director. Periodically, the records are distributed to members to manage VPS's business. Membership records may also be shared with the Nature Visions Photo Expo as part of VPS's participation in that event. Membership records are also available on the VPS website to club members only. VPS will not provide member information to persons or to organizations outside the club, other than specified above. Members may opt to restrict the display of their membership records to other members as follows. **Please check one of the two options below.** This will govern how your records may be displayed to other members on the VPS website:

INCLUDE ____ my name, phone number, home and email addresses. (This is the default option)

DO NOT INCLUDE ____ my phone number, home and email addresses. Please, include only my name.

DUES PAYMENT

I have enclosed ☐ my check or ☐ cash for:

☐ \$40 for a **Single Membership** ☐ \$20 for non-renewing members joining after January 31.

☐ \$60 for a **Family Membership** ☐ \$30 for non-renewing Family Members* joining after January 31

☐ \$15 for a **Student Membership** (age 18 or under)

*Family members, please make **Separate Application** and use **Unique Email Address** for each member

VPS Liability & Publicity Release

In consideration of being given the opportunity to participate in a Vienna Photographic Society (VPS) field trip or other event, I acknowledge, agree and represent that I understand the nature of field trips and other VPS activities, and that I am qualified, in good health and in proper physical condition to participate in such field trips and activities. I fully understand that field trips and other VPS activities are conducted in different environments, and that, accordingly, my photography equipment and I may be exposed to dangers and hazards both natural and man-made. I fully accept and assume all risks and all responsibility for losses, costs, and damages I incur as a result of my participation in VPS field trips or other activities. I hereby release, discharge, and covenant not to sue VPS, its officers, directors, agents, independent contractors, volunteers, members and sponsors.

ADDITIONALLY, I authorize the use of any images submitted to VPS for use by VPS solely for publicity activities such as websites or brochures.

Acceptance of terms of VPS Liability Release (If under 18, parent or guardian must sign):

PRINTED NAME _____ Signature _____ Date _____

PARENT NAME _____ Signature _____ Date _____

HOW DID YOU HEAR ABOUT VPS?

- () A Friend () VPSVA.ORG () Meetup.com () Web Search () VPS Card/Brochure
- () Photo Expo or Exhibit _____ () Photo Class or Store _____
- () Newspaper _____ () Other _____

PARTICIPATION IN VPS SUPPORT NETWORK

VPS has established a **Support Network** of members who wish to contribute **a few hours each month** to assist in VPS program activities, including providing assistance to VPS officers. The Support Network is mentored by the First Vice President of the Vienna Photographic Society.

Are you interested in being listed as a member of the VPS Support Network? ☐ Yes ☐ No

If yes, please indicate in what areas you might volunteer to help us (a VPS officer will follow up by email):

- () **WILLING TO HELP WHERE NEEDED**
- () **PUBLICITY:** Providing publicity and information to the community about VPS
- () **INSTRUCTION DEVELOPMENT:** Development of ideas for hands-on instructional programs like Forums
- () **FIELD TRIPS:** Planning and arranging field trips
- () **AUDIO-VISUAL SUPPORT:** () Helping set up projection equipment at meetings.
() Learn to operate the projection program for competitions.
- () **SPEAKER PROGRAM:** Help with planning guest speaker visits
- () **GREETING:** Greeting new members and guests
- () **HISTORIAN:** Assist in preparing historical documents about VPS activities
- () **TABLE SETUP:** Help with setup for monthly photographic competitions
- () **COMPETITION JUDGING:** Help with selection and planning of judges activity in monthly competitions
- () **PRINT HANDLING:** Assist in passing prints during monthly competitions
- () **NATURE VISIONS EXPO:** Help VPS Rep with the annual regional Nature Visions Photo Expo, Nov 11th-13th
- () **EDITORIAL HELP:** Help by assisting Editor with editing/production of monthly newsletter
- () **ARTICLE DEVELOPMENT:** Writing, soliciting or editing articles for monthly newsletter working with the Editor
- () **PHOTO DISPLAY:** Help with planning and arranging member photo displays and external Exhibitions
- () **WEBMASTER ASSISTANCE:** Help with assistance to VPS Webmaster
- () **PARTY ASSISTANCE:** Help setting up parties and social events

PLEASE PROVIDE THE FOLLOWING INFORMATION FOR USE BY THE FIRST VICE PRESIDENT:

(Please print)

NAME: _____

Email:

Telephone:

Questions? Contact David Kepley, kepley.david@gmail.com or 703-978-2961