Focal Points

The Vienna Photographic Society

P. O. Box 1212, Vienna, Virginia 22183-1212

Volume 5-02 *October 2016*

IN THIS ISSUE

President Needed!	1
Nature Visions Update	1
September Competition Results	2
Themes for October	2
October's Speaker	2
October's Judge	3
October's Forum	3
Focal Points Welcome	3
October's Field Trip	4
Quote of the Month	4
November's Field Trip	4
December's Field Trip	4
September's Field Trip Report	5
S. Kelby's Worldwide Photo Walk	7
Windows 10 Drama and Disaster	7
Members News	8
VPS Board Members	8
So Long Summer	8
Competition Dates and Themes	9
Visit to a Mosque	11
Bits and Pieces	11
Resource Center	14
Membership Form	15
Support Network Form	16

VPS is a member of

PSA Photographic Society of America

https://www.psa-photo.org/

VPS meets on the 1st, 3rd, and 4th Wednesdays, Sept thru June at the Oakton Elementary School. Check website calendar at Vpsva.org for any date changes.

PRESIDENT NEEDED!

TRUMP

CLINTON

YOU??

If you are willing to become President of VPS please contact David Kepley at kepley.david@gmail.com

Nature Visions Update

Martin Fish

One hundred sixty-nine photographers have submitted a total of 1135 images. For VPS, the numbers are 18 and 123. With the exception of a few images that the Nature Visions reviewers still have questions about, the entry period for images has closed. **What's next?**

Well, as soon as these few issues are resolved, but not later than the next few days, I will get the total number of submitters and the number of images submitted, broken down by club and category. When I get this information, I will pass it along to you.

Then, the images are turned over to the three judges (in the case of the Nature competitions) or the one judge (for Photo Art). These folks have until about **October 10** to finish. Since the exhibit areas at the Hylton Center can hold only so many images, the number to jury in for each Nature category will be proportional to the number of entries in that category.

After judging, around **October 17**, I will get a report identifying every VPS image that was juried in. I will immediately pass that info on to the photographers. From that point to about **November 11**, the photographers will need to print and mat their juried-in images. Rules for printing and matting can be found at http://naturevisions.org/the-exhibits/expo-submissions/, under the "Printing/Matting Guidance" tab. Either I or Bill Mugg will be available at the VPS meetings to collect the prints, though special pickups can be arranged by contacting one of us.

I will check each print to make sure the print is well matted and conforms to the guidelines. I will also make a nametag for each image for the exhibit and deliver the images to the Hylton Center on **November 18**.

So, good luck with your images and you will be hearing from me soon.

September Competition Results

September 21, 2016

Judge – Denise Silva

Monthly Theme: Black & White – 30 Entries

1st Place	Kathrin Swoboda	Fanfare
2nd Place	Lori Saunders	The Palace
3rd Place	Kathleen Furey	Lotus with Leaf
HM	Ceasar Sharper	Racing Pinto
HM	John Padbury	Foyer Angles
HM	Bill Mugg	Zoey
HM	David R. Kepley	Left Turn

Monthly Theme: Portraits – 24 Entries

1st Place	Nicol Hockett	Danzatrice
2nd Place	Bill Mugg	Window Lit
3rd Place	Mary Jane Fish	Geisha Girl
HM	Kathleen Furey	The Poser
HM	Patricia Deege	Portrait of Jenny
HM	Paige Counts	Kellan with no Teeth

Open Digital Novice – 4 Entries

1st Place	Nicol Hockett	Seagull in Reflection

Open Digital Advanced – 16 Entries

1st Place	Kathrin Swoboda	A Fly on Echinacea
2nd Place	David R. Kepley	Is that a Mouse over There?
3rd Place	Ceasar Sharper	Carolina Chickadee Perch
HM	Sharon Connolly	Swirling Anemone

Open Prints: Combined Novice & Advanced – 10 Entries

1st Place	Kathleen Fury	Monarch Caterpillar with Milkweed
2nd Place	Patricia Deege	After the Rain
3rd Place	Janet Gelb	Ride 'em

Great photos everyone! **A reminder: Please don't put your name or initials on your image in the competition or in the title of the image when downloading it for competition.**

Janet Gelb, VP Competitions

Themes for October 19, 2016

Photojournalism– Collecting, editing, and presenting of news material for publication or broadcast that employs images in order to tell a news story. The situation implied by the images should be a fair and accurate representation of the events they depict in both content and tone.

Travel – There are many corners of the globe to discover and many exciting destinations to explore. Your images can be local or international travel, exhibiting different means of travel, demonstrating different cultures and ways of life, or how to get from one place to another. For example, travel by car, train, boat or even a camel.

October's Speaker - Irene Abdou

Speaking on Family Portraits
October 5, 2016
By Julie Cochran

Irene Abdou does both wedding, and family portraits, with a specialty in infant photography. I'm sure we will learn some things about family portraits from her presentation.

Irene's revelation came in 2007 when she started to see the world through an imaginary rectangular viewfinder. Her husband would be driving down 270, and she would be looking at the scene ahead, tilting her head back and forth as she thought: "Yes, it looks better THIS way than THAT way."

Her revelation came after many years. It was after she had earned a B.A. in Physics. And it was long after 3 1/2 years in the Peace Corps in West Africa. In fact, it was even after she'd been working in international development & humanitarian aid for another 8 years, and after 2 years living in a tent in Southern Sudan. When she quit her job in international development, it was because photography had become the air she breathed. "It was… and is… my passion… it had taken over my life." And when she made that step, it was like a wave of relief passing over her. Because she had finally found her true calling.

October's Judge: Jean Pierre Plé

Jean-Pierre Plé's interest in photography goes back to the 1970s in conjunction with his desire to record a solo crossing of the United States by bicycle. Influenced by Galen Rowell, his camera has since been an essential part of his gear whether sea kayaking in Alaska, trekking in Patagonia, or backpacking in the Rockies. His subjects have expanded from an original focus on nature and landscapes, to now also include abstracts, architecture, macro, and street photography, almost anything where a strong visual message is formed by shapes, lines, or contrast in color or tones.

After growing up in Queen, NY, Jean-Pierre received his undergraduate degree from the University of Wisconsin, and went to earn a master's degrees from Duke University and a doctorate from the University of Delaware, in fields disciplines related to international affairs, natural resource economics, and marine policy. This academic training prepared him for a career in international ocean affairs and employment with the Department of State and currently with the National Oceanic and Atmospheric Administration. He also served 30 years in the Navy and retired at the rank of Captain.

Jean-Pierre switched from film to digital about 3 years ago, and his last film experience was with a large format (4x5) camera. He enjoyed large format because it forced him to slow down, to concentrate, and really think what he was trying to create (all the while looking at an image on the ground glass that was up-side down and reversed). His most recent work is greatly influenced from working with Freeman Patterson, Joseph Miller, Denise Ippolito, and Sam Abell, all of whom have helped him to improve his ability to "see" and to better incorporate principles visual design in his images.

He is a member of the North Bethesda Camera Club and Northern Virginia Photographic Society. His work has been part of numerous group exhibitions in the Washington, DC area, including Washington Printmakers Gallery, Waverly Street Gallery, Nature Visions, Herndon ArtSpace, and Joe Miller's annual abstract exhibits.

October Forum: Creative Challenge

October 26, 7:30 PM

Creativity is a cornerstone of good photography. Often, workshops and photo tours discourage creativity by showing clients where the "best" pictures are, and it sometimes remains for us to do little more than press the shutter. This Forum, which we are trying out for the first time, does just the opposite. We prescribe specific constraints that the photographer must obey while producing a ribbon-worthy image. Typical rules might be site specific, such as *in your bathroom*, *while standing at your front door*, or *while lying on your back*, or content specific, such as a *representing a specific human emotion using inanimate objects* or *telling a specific kind of story*. Note that the rules are intended to be challenging in a way that is different from the subject-matter restrictions in our theme competitions.

The procedure will be as follows;

- first we have to identify the rules. I will send out a request early in October with a brief turnaround, so you can start thinking about this now. The only guideline is that the rules should be such that all members can participate (i.e., do not suggest "*while standing on your head*").

- I will work with the respondents to decide on 3-5 challenging rules of various kinds, and distribute them via an "all members" email.

- members will send images complying with the rules to the VPS website. We may use the competition format to import the images, but this is NOT a competition. All members are encouraged to participate, in response to as many of the rules as they choose. The total number of images per member will be limited to, say, six.

- at the Forum, we will see the "solutions" the members found to the several challenges, discuss them, and appreciate their variety and creativity. The originators of the images may choose to be anonymous during display and discussion, but are not encouraged to be.

You will receive a repeat of this announcement via email early in October.

We want to welcome all of our new members and let you know that the Focal Points Newsletter is published 11 times a year. Monthly from Sept – June and a Summer Issue.

Editor:

Mary Jane Fish at maryjane_fish@yahoo.com

Co-Editor:

Barbara Saffir at barbarajoansaffir@yahoo.com

October Field Trip – Swannanoa Palace

The Vienna Photographic Society's October 15th, 2016 field trip is to the Swannanoa Palace located near Charlottesville, VA about 2 ½ hours from the DC area.

It is a partially crumbling, but still magnificent, Italian Renaissance Revival villa built in 1912 by millionaire and philanthropist James H. Dooley (1841–1922) above Rockfish Gap on the border of northern Nelson County and Augusta County, Virginia. It is partially based on buildings in the Villa Medici, Rome.

There are extensive rooms and stairways in varying states of disrepair, including a tower view of the impressive grounds which are also open for exploration. The address for your GPS is 497 Swannanoa Ln, Afton, VA 22920; the facility is open to the public from 11:15 until 5:30 pm that day. We will plan to meet at the Palace entrance area around 11:30 am. As it is very near the intersections of Skyline Drive and the Blue Ridge Parkway, there should be many opportunities for photography that morning of fall colors for anyone who plans to go the night before or earlier in the morning.

There is a $6 entry fee (cash or check ONLY). The Historical tour is just $2 additional (total of $8) if anyone is interested in that as well.

If you plan to go, please call/text Martin Fish at 703-969-8907 or Lori Saunders at 703-980-7475, or Barbara Saffir at 571-449-0445. Give your cell phone number when responding.

At this time there are no plans for carpooling but if you plan to attend and need a ride we may be able to hook you up with another member.

Tripods are allowed. For more information, see: https://en.wikipedia.org/wiki/Swannanoa_(mansion).

Quote of the Month

"Know where to find the information and how to use it - That's the secret of success "

- Albert Einstein

November Field Trip - Chincoteague National Wildlife Refuge

In keeping with tradition, the Vienna Photographic Society's November 25 through 27, 2016 overnight field trip is to Chincoteague National Wildlife Refuge, VA. If you plan to attend, we will be meeting at the Refuge on Friday; the address is 8231 Beach Road Chincoteague Island, VA 23336.

The park is open from 6am to 8pm 7 days a week. There is a daily entry fee of $8.00, a 7 day pass for $15.00, a senior pass (65 and older) for $10.00. If you have a NPS/NWR pass then you can get in for free.

If you have never been to Chincoteague, the Best Western Hotel is the closest accommodation to the wildlife refuge however there are many places to stay nearby. See the following website: https://www.tripadvisor.com/Hotels-g57602-Chincoteague_Island_Virginia-Hotels.html

Barbara says "I would suggest making the hotel reservation early because rates increase at Thanksgiving — even off season in little old Chincoteague. I just booked the Hampton for $122 but it drops to $86 after the holiday. I will probably check back a couple of times to see if the price has dropped. I like being on the so-called 'waterfront.' It and the Marriott seem to be the nicest hotels there."

If you plan to attend, please call/text your CELL PHONE NUMBER and HOTEL you plan to stay at to Barbara Saffir at 571-449-0445 or Martin Fish at 703-969-8907. Please feel free to explore the following web sites:

http://www.fws.gov/refuge/chincoteague/
http://www.chincoteague.com/assateagueisland.html

December Field Trip – Up For Grabs

We are asking for suggestions for the December Field Trip. Do you have a favorite place you like to visit to see Holiday Lights? Or someplace just to get the spirit of the holidays? Would you be willing to lead this field trip?

Call/Text your suggestions to Lori Saunders at 703-980-7475 or Barbara Saffir at 571-449-0445. We are looking for new places for field trips, so put on your thinking caps.

September 16 Field Trip Report – Great Falls Park, Virginia

Nine VPS members and one guest met at Great Falls Park on an overcast Sunday morning. It was good light to take of the falls and their surroundings. We began at Overlook 1 and then worked our way to Overlook 2 and 3 before some of the group ventured further into the park. As the day progressed the sun came and went. A good time was had by all.

Mary Jane Fish

Set my alarm for 6:30 am. It wasn't easy getting up early after a late night the evening before. It was cloudy and looked like it could rain. The VPS field trip was scheduled for 8 am at Great Fall Park. Should I go on the field trip, or should I crawl back into bed?

Fortunately, I went on the field trip. And I was treated to some spectacular kayaking on the falls! It was amazing to watch and challenging to take photos. The clouds broke up a bit, providing some really dramatic lighting. I think I got some great shots, but you be the judge!

Janet Gelb

I enjoyed meeting old and new friends on the field trip. I went off for a few minutes to try macro photography and found a small katydid which was very cooperative.

Kathy Swoboda

Nice seeing the falls today! We walked about a mile up the canal afterward. But we saw a snake -- & here's a paw paw we found and ate. Good but a little overripe.

Several photographers ventured north on the riverside trail, even hopscotching over the drought-exposed boulders to a rock island for a better view of the Potomac. They found yummy paw paw fruit -- a fav of President George Washington -- and critters, like a northern water snake and birds, including a flycatcher, a scarlet tanager and our typically ubiquitous Canada Geese.

The flowers looked like a landscape architect planted them: a lush garden of purple, white, & yellow flowers, along with a handful of bright red cardinal flower that hummingbirds adore. One of the flowers sheltered an orange & black *Atteva aurea* caterpillar, which eventually turns into a Webworm Moth.

Barbara Saffir

The early light was gone when we arrived at Great Falls Park. There was still fun to be had. We watched kayakers arrive at the river toting their kayaks and saw several in the water. After visiting each of the three overlooks and getting some great photos, including vultures who had set up nearby, we went down the shady path beside the river.





We had a good time finding paw paw trees by sight and smell and even found fruit in various stages of ripeness. The river was so low that some hardy souls braved the rocks to plant the Vienna Photographic Society flag on a small island in the Potomac River, ending our visit feeling quite pleased with ourselves.

Lisette Brisebois

We met up with Mary Jane and Martin F, Lisette B, Barbara S, Lori S, Kathy S, Janet G, Venkat K and his wife Lata. We went to overlook number two and found some kayakers. All of my stills turned out all blurry. But when we went to overlook number three, I saw this yellow kayaker go over the falls. I shot some video of it. This is a frame from that capture. By 9:00 the sun started to come out and it was getting hot. Mary Jane and Martin F, and I hung out around the overlook. It was a wonderful day with friends. The rest of the gang went and walked down to the canal where was a little shadier.

Julie Cochran

It was a beautiful day at Great Falls, with some clouds coming in to add some interest to the sky. There was space at the overlooks to setup tripods, which I remembered to bring, along with a Neutral Density filter and cable release for a few long exposures of the falls. We also enjoyed watching (and photographing) the kayakers. I have posted a few photos in the VPS Flickr group (https://www.flickr.com/groups/vienna-photographic/), and would appreciate any feedback (you need to have a Flickr account (which is free) to comment, but can view without an account). After photographing at the overlook, I joined the group hiking along the riverside trail.

Lori Saunders

I started out walking with Julie from the parking lot. While the others started at Overlook 1 (which is not wheelchair accessible), we went to Overlook 2 – and didn't find any of our group. I eventually got a phone call from Mary Jane, over a very bad connection and Julie and I got together with the others. I enjoyed trying to shoot the kayakers, but really needed more than 300mm to do that. And even though the water level was low, there was plenty or rapids and falls to capture. It did get hot and so Mary Jane and I decided to leave.

Martin Fish

(Photos by Mary Jane Fish, Janet Gelb, Kathy Swoboda, Barbara Saffir, Lisette, Brisebois, Lori Saunders, and Julie Cochran)

Photograph during the Scott Kelby Worldwide Photo Walk 2016

Saturday, October 1, 2016
10:00 AM to 12:00 PM

Every year the Scott Kelby Worldwide Photo Walk takes place in early October. There are teams of photographers all around the world who go out and shoot that day. The Worldwide Photo Walk supports The Springs of Hope Kenya Orphanage, an organization that feeds, houses, educates and empowers young orphans.

There are many walks in our area but I am aware of two Meetup Groups that host them as well:

➢ Road Runner Photography Tours

Leesburg Museum
16 Loudoun Street SW, Leesburg , VA

Join Leesburg local Jim Norman for a wonderful journey through Historic Leesburg! After you RSVP on Meetup, please register at the Worldwide Photowalk website. Please follow this link http://worldwidephotowalk.com/walk/downtown-historic-district-leesburg-virginia/. Further description of the walk can be found and registering will allow you to participate in the photo contest.

➢ Virginia Beltway Photography Meetup

Dupont Circle
Dupont Circle, Washington, DC

I am the leader of a Scott Kelby Worldwide Photo Walk at DuPont Circle in Washington, DC. We are meeting at the Dupont Circle Metro Stop and Dupont Circle exit at street level near Krispy Kreme. We will then walk clockwise around the circle and then head down Massachusetts Ave to Chinatown. We will have lunch at a Thai restaurant in Gallery Place.

To officially join the WWPW, go to http://worldwidephotowalk.com/walk/washington-dc/ and register. There is a photo contest for the best photograph taken that day with some big prizes. Any photos uploaded here or the Flickr Group DO NOT qualify for the prizes.

REMINDER: You need to sign up on the WorldWidePhotoWalk website to be a part of being an official Walker and win the prizes!

WINDOWS 10 DRAMA AND DISASTER

Has anyone else been experiencing problems with Microsoft installing Windows 10 on your computer?

I had declined to upgrade, but awoke one morning to find that Microsoft, in their infinite wisdom, had installed Windows 10 on my computer anyway. Sadly, it had sent the mechanics into a tailspin and the computer was cutting on and off and would not open correctly.

After much effort, I managed to get it working, but found that—in the process—the constant stop and start had totally "fried" my external hard drive. Fortunately, I had just backed up most of my pictures and other information to a second drive, but lost some of the more recent work. The computer continued to have "hiccups" so I called my computer guru who recommended that I have the computer completely reinstalled. Apparently, Windows 10 does a remote upgrade rather than a full program, which can cause such problems.

This reinstallation involved backing up everything from my computer as it would be wiped clean before installing the Windows 10 program. It has taken me more than two months to completely re-install all my programs, plug-ins, external hardware, etc. and involved downloading new drivers for almost everything; an enormous undertaking, very time consuming and very frustrating.

Following this experience, I have learned a couple of things.

The first—it is a good idea to have more than one place where all your information is saved, i.e., an external back-up and then a second back-up. Also, DO NOT LEAVE THE SECOND HARD DRIVE plugged into the computer—keep it safe from unexpected mishaps, outages, etc.

Second—if you have to have your computer completely wiped for reinstallation, save all your DOCUMENTS , save your DOWNLOADS, make sure you have all the information (passwords, license codes, etc.) for your programs and plug-ins, so you can easily re-install them.

Third—I had lost some of my recent photo files as they had not yet been backed up. (Now I immediately make a back-up copy when I finish working on pictures, even if the file is not complete). I still had the memory cards but had reused some of them. Sharon Connolly gave me the name of software that can retrieve your pictures, provided that you have only used the memory card once more. "Wondershare Recovery Data" worked miracles for me and I was able to retrieve most of the RAW files that were missing.

A computer is a wonderful invention but even the best inventions have their flaws so it is best to be prepared for surprises and the occasional breakdown so as not to lose your precious memories. Patricia Deege

MEMBERS NEWS

The League of Reston Artists has a mixed media exhibit hanging in the Ernst Center on the NOVA campus in Annandale; the show will be up until October 8th. Patricia Deege won a third place award for her photograph "Children in the Market Place, Tanzania."

Janet Gelb's Photograph "Farmers Market" sold at the Vienna Art Center' s Photography Show in August.

Patricia Deege's Photograph "Charleston's Baskets" was sold at the Vienna Art Center's Photography Show in August.

Barbara Saffir is having Book walks and talks at the following locations:

Oct. 23, 2016 (tentative)

Free Book *WALK*: The North Face, Georgetown

http://stores.thenorthface.com/dc/washington/USA40/

https://www.facebook.com/TheNorthFaceGeorgetown/

https://www.facebook.com/MountainAthleticsDC/

Saturday, Oct. 22, 10:30 a.m.

Free Book TALK(Signing/sale follows talk. Book purchase is optional.)

Patrick Henry branch library (Fairfax County public library) 101 Maple Ave., East, Vienna, VA, 703-938-0405 (by W&OD Trail & Route 123)

Library: http://www.fairfaxcounty.gov/library/branches/ph/

Online registration: http://www.fairfaxcounty.gov/library/events/

For walk updates, visit www.WalkingWashingtonDC.com

VPS Board Members

President	VACANT	
First VP	David Kepley	kepley.david@gmail.com
Secretary	Debbi Rife	angeltaz_2@yahoo.com
Treasurer	Burgess Levin	burgessblc@aol.com
VP-Speakers	Julie Cochran	catlady1821@cox.net
VP-Judges	John Padbury	faotc@aol.com
VP-Comp.	Janet Gelb	janet@gelbnet.com
Digital Proj.	Committee	Sharon, Joan, Bob Bills and Verkat
VP Mem Com	Gloria Spellman	spellg1@aol.com
PSA Rep	Kathy Swoboda	kswoboda2421@gmail.com
Focal Points	Mary Jane Fish	maryjane_fish@yahoo.com
	Barbara Saffir	barbarajoansaffir@yahoo.com
Dir Publicity	David Heagy	dheagy@gmail.com
Membership	Paige Counts	paigecounts@mac.com
Dir Website	Gloria Spellman	spellg@aol.com
VP Forums	Mort Friedman	mhfriedm@gwu.edu
VP Field Trips	Mary Jane Fish	maryjane_fish@yahoo.com
VP Field Trips	Lori Saunders, Barbara Saffir and Martin Fish	
VP Operations	Joseph Morton	ffig2005@yahoo.com
Social Events	Carol Caroll	csquared02@yahoo.com
Exhibits	VACANT	
Gift Cards	Julie Cochran	catlady1821@cox.net
50/50 Raffle	Julie Cochran	catlady1821@cox.net
Nat.Vis.Rep.	Martin Fish	fishmp48@yahoo.com
Nat.Vis B/U	Bill Mugg	billmuggster@gmail.com

So Long, Summer!

Goodbye, butterflies. So long, swifts. Summer is slowly slipping away. So grab your camera to catch its dwindling majesty before it follows the sun south. You can find it smack in the middle of Vienna. Stroll through Meadowlark Botanical Gardens for goldfinches feasting on purple coneflower seed heads -- or frolicking in a puddle.

Capture a monarch butterfly snug in its chrysalis -- or if you are really lucky, you can shoot it emerging from its surreal metamorphosis. Hike down Meadowlark's new connector trail to the W&OD Trail to photograph "meowing" catbirds gulping down turquoise, purple, and blue porcelain berries to bulk up before they flit down to Florida.

You can also find three types of woodpeckers stocking up for the winter on acorns and other delicacies. And don't forget the snakes. The end of summer signals romance for those cold-blooded -- and photogenic -- critters before they slither into their warm dens and snuggle up to escape the cold.

Theme Dates	Themes 2016-2017	Definitions for Themes
These are the most popular themes - the themes will be paired with similar themes as best as possible. Order of Themes could change if needed to coordinate with the Speakers and Judges expertise.		
Please note that we have added three (3) Digital Art Themes this year. Many members requested this. We will have a trial period to judge interest and participation throughout the year. We have also included the Town of Vienna to support their Exhibit.		
10/19/2016	Photojournalist	Is the collecting, editing, and presenting of news material for publication or broadcast that employs images in order to tell a news story. The situation implied by the images should be a fair and accurate representation of the events they depict in both content and tone.
	Travel	There are many corners of the globe to discover and many exciting destinations to explore. Your images can be local or international travel, exhibiting different means of travel, demonstrating different cultures and ways of life, or how to get from one place to another. For example, travel by car, train, boat or even a camel.
11/16/2016	Landscapes	A landscape is a section or portion of scenery as seen from a single viewpoint. Scenery *is* the subject of a landscape image. Typically, people and animals are not shown in a landscape, unless they are relatively small in the image and have been included in the composition to show scale. Landscape photography shows spaces within the world, sometimes vast and unending, but other times microscopic. For three styles of landscapes, representational, impressionistic and abstract go to: http://www.photographytips.com/page.cfm/77 for tips and techniques.
	Digital Art (Nature with Hand of Man - Creative Photography from Original Image) with use of apps, filters, any software	* Using your own photo with apps, filters, and/or various software to create fine art. (Theme: Nature with Hand of Man.) This theme can include man-made subjects that appear in nature and that enhance the image as secondary elements. Sometimes, they can be the primary elements in a nature image. Therefore, inclusion of man-made object as complementary elements, as in a landscape, can add compositional structure to an image. You may use any apps, filters or software you wish in this theme to enhance or manipulate your original photograph.
1/18/2017	Textures	Texture *photography*, it's all about patterns, colors and depth. Every detail of a *texture* plays a significant role in the overall perception of the *photograph*. Texture itself can become the subject in a photograph or it can provide a description of how something might feel. Normally, we describe texture by how something feels to our sense of touch, but in a photograph the texture has to appear to leap out and appear as if one could touch it. Strong textures make the subject in an image stand out. Look for light raking across the surface of an object to highlight the textural details.
	Bridges	Bridge photography is a favorite subject for travel and landscape photographers alike. For bridge and landscape shots you'll often be recording a long exposure, so to capture sharp shots your camera needs to be perfectly stable. Use a sturdy tripod, and keep it as low to the ground as possible. The best times of day to shoot bridges are during the 'golden hours' around sunrise and sunset. The quality of the light during these times can change quickly and dramatically, so be sure to take plenty of shots. Images shot during the golden hours work well in both color and mono. Color is great for showing off a dramatic sunrise or sunset, while mono can add moodiness and atmosphere to shots. And if a bridge is backlit by a bright and colorful sky, try turning it into a dramatic silhouette. Ref: http://www.digitalcameraworld.com/2013/11/08/pictures-of-bridges-10-tips-for-better-bridge-photography/

2/15/2017	Windows	Images should depict an opening in a wall, door, roof of a building or vehicle that is fitted with glass or other transparent material in a frame to admit light or air and allow people to see through.
	Town of Vienna (To support Town of Vienna Exhibit)	Access the Town of Vienna website to see what they usually pick for the calendar. Check out the Town of Vienna Calendar for Annual Town Events and History. Seasonal pictures of events are good. Usually images in the horizontal direction are best for the calendar.
3/15/2017	Music/Performances/ Instruments	This category may include music performances or dance performances as well as an actual instrument that can be used to produce music.
	Digital Art (Patterns in Architecture - Creative Photography from Original Image) with use of apps, filters, any software	* Digital Art – Using your original photo with apps, filters, and/or various software to create fine art. (Theme: Patterns in Architecture.) Buildings can have many designs, classical, geometric and abstract forms. Use the theme to look closely at buildings and architecture and hone in on interesting lines, circles, angles etc. that render interesting patterns. Look for close-up and macro images that display intriguing or unusual patterns.
4/19/2017	Autumn	The season of the year between summer and winter when the weather becomes cooler and plants become dormant and the fall foliage becomes beautiful shades or orange, red and yellow. This theme should capture the beauty of this season. Images can be landscapes or signs of the pending or current season.
	Digital Art (Gardens can include Trees/Bushes - Creative Photography from Original Image) with use of apps, filters, any software	* Using your original photo with apps, filters, and/or various software to create fine art. (Theme Gardens –combined w/ Trees/Bushes.) Images of your own garden or a local park such as Meadowlark or Green Springs are a good place to start. You can concentrate on a large area to show the landscape, formal designs in the garden or concentrate on specific trees or bushes. Many gardens have shaped their trees and bushes to form recognizable persons or objects, or just have beautiful texture or shapes that stand out. Use your imagination to give your photograph a painterly look or different apps or filters to create something entirely unique.
5/17/2017	Collections (Examples: toys, hats, shoes, spoons, buttons, dolls, clocks, etc.)	This theme should be the gathering of like object such as toys, hats, shoes, spoons, buttons, dolls, teddy bears, etc. Many people love to collect things or objects. The theme can include anything that someone has gathered or collected as a hobby or just a collection of unique or special objects. This would be a good time to try close-up photography.
	Spring	The season of the year when the weather becomes warmer, leaves and plants start to grow again and flowers appear. Your images should depict spring as the season of new beginnings. Some examples could be, fresh buds blooming, animals awakening or demonstrating the earth coming to life again. Another example could be showing farmers and gardeners planting their seeds as temperatures slowly rise. Anything that depicts the Spring Season to you.
6/21/2017	EOY Competition	
	NOTES:	*<u>*Creative Digital Art Category</u>: This category will be about creating images from photos that have a painterly or hand drawn appearance. The image should be your own creation and originated from your own photograph. Creative Digital art is an artistic work or practice that uses digital technology as an essential part of the creative or presentation process. The artist's original photograph is manipulated by using apps, filters and software to create a pictorial digital image from the original.*

Visit to a Mosque

On September 11, David Luria in conjunction with the Capital Photography Center led a Washington Photo Safari to the Diyanet Center of America mosque in Lanham, MD. The mosque serves the Turkish population in that area. This was an early morning visit between the morning and noon prayers, so the mosque was virtually deserted. Mary Jane and I attended.

The group started just before sunrise on the outside. David provided me with advice on how to shoot tall buildings, like the mosque and its minarets: keep the camera level to the ground. You may have to zoom out, but the structures will not be bent inward as they get higher. We stayed until the sun had risen enough that the light was getting harsh, then we moved inside.

We then spent some time in the courtyard just outside the prayer area. There were many decorative domed ceilings, door handles, and abstract stained glass windows.



We then took our shoes off and placed them in the cubbies provided just outside the prayer room. Women had to cover their heads. The inside was just full of decoration. Ceilings, walls, stained glass windows, chandeliers, lecterns were all beautifully decorated and very colorful. There was an upper level (for women during prayers?) which we could take photos from to get a different perspective.

I had to deal with high dynamic range, with windows that would blow out when I tried to photograph the interior walls and ceilings.

This was a very interesting venue for photography. David is also having an evening and blue light safari to the same mosque in October and a Russian Orthodox cathedral in November. You can see these and more at https://washingtonphotosafari.com/about-us/luria.

(Photos by Martin and Mary Jane Fish)

BITS AND PIECES

This column is for things of interest to photographers. It can include contests, exhibitions, and general information on cameras and software.

I am asking members to send me notices that they are aware of any items that fit into these categories.

Meadowlark Botanical Gardens

Meadowlark Botanical Gardens in Vienna is part of the Northern Virginia Parks and will open their gates to all interested photographers and others at 6AM **on Saturday Oct 15.** Cost is $2.50 to $5.

Normally the grounds do not open until 10AM which is a little late for photographers. Link below. You can then open up "Events".

https://www.novaparks.com/parks/**meadowlark-botanical-gardens**

Eastern Shore Birding & Wildlife Festival

Way, way, *WAY* before Virginia's quaint Eastern Shore morphs into anything resembling either Ocean City or The Hamptons, check it out Oct. 6-9 during the Eastern Shore Birding & Wildlife Festival. Some events, such as a hawk watch/talk, are free at Kiptopeke State Park in Cape Charles (just north of Virginia Beach via the Chesapeake Bay Bridge-Tunnel) but most birding and boating trips require reservations. The 23-mile long bridge-tunnel itself is worth a gander.
http://www.esvabirdingfestival.com/

And there's a photo contest! Categories: Best Bird in Action, Best Perched or Still Bird, Best Youth, Best Other Wildlife and Birders in Action
http://www.esvabirdingfestival.com/#!photo-contest/cbotm

http://www.cbbt.com/

3rd Annual Nearby Nature Photography Competion

Send your best shots of NEARBY NATURE in urban and rural Northern Virginia. Open to all non-professional photographers with prizes for youth and adults in two categories:

- **The land and streams around us**
- **People out on the land**

Submit your photos from across the seasons by Sunday, Oct 30. See *nvct.org* for details.

The Northern Virginia Conservation Trust is a regional, nonprofit land trust that is *saving nearby nature* in urban and rural areas by assisting private landowners and local communities to conserve and care for our natural and working lands, waters, and special places, for the benefit of current and future generations.

The Trust hopes you'll share your experiences and your vision of nearby nature in Northern Virginia.

See their website, *nvct.org*, for more details about the contest and how to submit your photographs. Thanks.

Picture Williamsburg

Veteran photo instructors Jennifer Davidson and Krista Rossow are pleased to announce a new photo workshop in Virginia's Colonial Triangle this October.

WHAT: Picture Williamsburg, a 4-day travel photography workshop which will explore Williamsburg, Virginia, with on location shoots in Colonial Williamsburg, Historic Jamestowne, and Yorktown Battlefield.

WHEN: October 20-23, 2016.

WHERE: Classroom will be at Colonial Williamsburg's Providence Hall.

WHO: Beginning to Intermediate photographers who want to improve their travel images, with emphasis on people photography, through a combination of on location shoots in classroom lectures and critiques.

WHY: October is a beautiful time of year to explore the Colonial Triangle while honing your photographic skills alongside two industry professionals.

For more information, please visit the workshop website or contact Jennifer or Krista directly.

Krista Rossow
Photographer & Photo Editor
Represented by National Geographic Creative
www.kristarossow.com : +1.541.729.9456

Photo and Exhibit Opportunities

Vienna calendar and newsletter events (contact D. Heagy for Dropbox):

Saturdays Vienna Farmer's Market (8 AM to 12), 301 Center Street South, Vienna, VA 22180

Smithsonian:

Nature's Best Photography: Windland Smith Rice International Awards Presents: The Best of the Best to Fall 2016 - Natural History Museum

Primordial Landscapes: Iceland Revealed until April 2017 - Natural History Museum

Opportunity to Exhibit and Sell Your Photos at the Waterford Fair (October 7-9, 2016)

The annual Waterford Fair — one of the mid-Atlantic region's best events — will be held October 7-9. This year, the Waterford Fair Photography Exhibit has a significantly expanded focus and presence and offers you a great opportunity to exhibit and sell your photos.

The Waterford Photography Exhibit is a judged exhibit of framed photographs, with nine categories, each with a cash prize for best photo (up to $500 for the Best Loudoun Photo). You can enter two photos into the exhibit for $30, or three photos — one of which must be in the Best Loudoun Photograph category — for $35.
If you exhibit a photo, you may also provide additional photos to be offered for sale during the Fair (there is a 25% commission on all sales). If you just want to sell some of your images, without competing in the Exhibit, you can do so for a fee of $30. See the link below for full information.
Categories —
* Abstract
* Architecture
* Best Loudoun Photograph
* Landscape
* Nature Studies / Animals
* Photojournalism
* Portrait
* Still Life
* Waterford Fair / Waterford Scene

Important Dates —

* Drop off: Friday, September 30, or Saturday, October 1 from 10 am to 2 pm. Directions are in the Prospectus.

* Preview all works the evening of Thursday, October 6 at the Waterford Fair Preview Party!

* Volunteer opportunities available. See the Prospectus for details and sign up when you drop off your photos.

* Pick up: Photographs must be removed from the Barn on Sunday, October 9 between 5 and 6 pm or, on Monday, October 10 between 9 and 10 am.

2016 Judges — Jack Nevitt and Alan DeFelice

How to Participate: The entry form, official photo labels and introductory letter are available online at www.waterfordfoundation.org/fair.

Hard copies may be obtained by mail on request to the Waterford Fair Office at fairadmin@waterfordfoundation.org or by phone at (540) 882-3018 ext. 4.

Southern West Virginia Mountains

Fall Photo Workshop

Oct 14 -16, 2016

With Irene Hinke-Sacilotto (Osprey Photo Workshops & Tours)

www.ospreyphoto.com

Workshop Description:

This is my third photography workshop in Southern West Virginia Mountains in the vicinity of the New River Gorge Scenic River. It is one of my favorite locations to visit in the fall. The program is focused on nature photography and is designed to improve overall photographic skills and creativity while optimizing the use of your camera features. Includes a Friday evening orientation at the Quality Inn in Beckley, WV, followed by photography in the field on Saturday and Sunday with visits to the New River Gorge rim, Glade Creek Grist Mill, Sandstone and Cathedral Falls, and Hawks Nest State Park. Includes PowerPoint presentation with photo tips, image critiques, and one-on-one assistance in field. Potential photo subjects -- autumn color, fall wildflowers, cascading creeks, waterfalls, picturesque overlooks, historic settings, and local wildlife.

Limit — 3 to 8 participants.

PRICE – $ 690 based on double occupancy; $ 796 single occupancy.

Deposit – 50 % of total (Balance due 30 days prior to start of workshop).

Cost includes instruction, park fees, and 2 nights accommodations at the Quality Inn in Beckley. Continental breakfast included.

For details and to register, go to the following website:
http://www.ospreyphoto.com
Irene Sacilotto
facebook.com/ospreyphotoworkshops
www.ospreyphoto.com

If you cannot meet up with the VPS Field Trip we will be listing other opportunities.

The Road Runners Meet Up Group:
http://www.roadrunnerphotographytours.com

Shutterbug Excursions:
https://www.meetup.com/shutterbugexcursions/, and

Virginia Beltway Photography Meetup:
https://www.meetup.com/Virginia-Beltway-Photography-Meetup

Resource Center

This is a space to look for workshops, classes and other tips for the photographer in you. Please send in any resources that you have tried and would like recommend to your fellow VPS members.

Instruction and workshops:

With Nikhil Bahl: www.NikhilBahl.com

With Capital Photography Center: http://www.capitalphotographycenter.com/

With Corey Hilz: http://coreyhilz.com

With Tony Sweet: http://tonysweet.com/

With Josh Taylor: http://joshuataylorphotography.com http://joshuataylorphotography.com/blog

With Bill and Linda Lane: http://www.lanephotoworkshops.com/

For Photoworks Classes: www.glenechophotoworks.org

For Infrared workshops with The New Life Photos Workshop: http://www.newlifephotos.com

Freeman Patterson/Andre Gallant: www.freemanpatterson.com.

Speakers We Have Heard:

Eliot Cohen, – Landscape and Lightroom
www.eliotcohen.com
www.facebook.com/eliotcohenphotography

Don Rosenberger, – Landscape and Night
www.donrosenberger.com and www.roadrunnerphotographytours.com.
www.Facebook.com/DonRosenbergerPhotography.

Irene Sacilotto, – Wildlife Photography
www.ospreyphoto.com
www.facebook.com/IreneSacilotto.

Corey Hilz, – Travel Photography
Website and blog: http://coreyhilz.com
Facebook: http://www.facebook.com/CoreyHilzPhoto

Matthew Schmidt, – Close Up Photography
Website: www.loreleistudios.com
Contact: mgs@loreleistudios.com

Frank Van Riper, – Travel Photography
www.GVRphoto.com
www.talkingphotography.com

Denise Silva, – Composition
Road Runner Photography Tours (http://www.roadrunnerphotographytours.com/).
Also see http://denisesilvaphotography.com/

Brian Zwit – Flash Photography
School of Creative Photography www.SchoolofCreativePhotography.com
brian@creative-pix.com

Robin Kent – Night Photography
www.photographybykent.com.

Josh Taylor – Flowers and Garden Photography
http://www.joshuataylorphotography.com/

VPS MEMBERSHIP APPLICATION: JULY 2016 through JUNE 2017

Mail this Application and your check (Payable to: "**VPS**") or cash to:

VPS, P.O. Box 1212, Vienna, VA 22183-1212

or hand the payment and application form during any VPS meeting to:

Paige Counts, Membership Director, or Burgess Levin, Treasurer

I am **( ) a New Member** OR **( ) Renewing** I have been a VPS member since the year (_____)

First Name*_____ Middle Initial ____ Last Name*_____

Street Address _____ City-State-Zip _____

Home Phone _____ - _____ Work Phone _____ - _____ Cell _____ - _____

Email* _____ *=required

NOTE: To receive the VPS Newsletter *FOCAL POINTS* and other membership messages, you must provide a unique and valid email address. *FOCAL POINTS* is distributed by email and on the club website as a PDF file. You will need an installed copy of Adobe Acrobat Reader on your computer to open it.

PRIVACY

Membership records are maintained by the Membership Director. Periodically, the records are distributed to members to manage VPS's business. Membership records may also be shared with the Nature Visions Photo Expo as part of VPS's participation in that event. Membership records are also available on the VPS website to club members only. VPS will not provide member information to persons or to organizations outside the club, other than specified above. Members may opt to restrict the display of their membership records to other members as follows. **Please check one of the two options below**. This will govern how your records may be displayed to other members on the VPS website:

INCLUDE ___ my name, phone number, home and email addresses. (This is the default option)

DO NOT INCLUDE ___ my phone number, home and email addresses. Please, include only my name.

DUES PAYMENT

I have enclosed ( ) my check or ( ) cash for:

( ) $40 for a **Single** Membership **( ) $20** for non-renewing members joining after January 31.

( ) $60 for a **Family Membership** **( ) $30** for non-renewing Family Members* joining after January 31

( ) $15 for a **Student** Membership (age 18 or under)

*Family members, please make **Separate Application** and use **Unique Email Address** for each member

VPS Liability & Publicity Release

In consideration of being given the opportunity to participate in a Vienna Photographic Society (VPS) field trip or other event, I acknowledge, agree and represent that I understand the nature of field trips and other VPS activities, and that I am qualified, in good health and in proper physical condition to participate in such field trips and activities. I fully understand that field trips and other VPS activities are conducted in different environments, and that, accordingly, my photography equipment and I may be exposed to dangers and hazards both natural and man-made. I fully accept and assume all risks and all responsibility for losses, costs, and damages I incur as a result of my participation in VPS field trips or other activities. I hereby release, discharge, and covenant not to sue VPS, its officers, directors, agents, independent contractors, volunteers, members and sponsors.

ADDITIONALLY, I authorize the use of any images submitted to VPS for use by VPS solely for publicity activities such as websites or brochures.

Acceptance of terms of VPS Liability Release (If under 18, parent or guardian must sign):

PRINTED NAME_____ Signature _____ Date _____

PARENT NAME _____ Signature _____ Date _____

HOW DID YOU HEAR ABOUT VPS?

( ) **A Friend** ( ) **VPSVA.ORG** ( ) **Meetup.com** ( ) **Web Search** ( ) **VPS Card/Brochure**

( ) **Photo Expo or Exhibit** _____ ( ) **Photo Class or Store** _____

( ) **Newspaper** _____ ( ) **Other**_____ _____

PARTICIPATION IN VPS SUPPORT NETWORK

VPS has established a **Support Network** of members who wish to contribute **a few hours each month** to assist in VPS program activities, including providing assistance to VPS officers. The Support Network is mentored by the First Vice President of the Vienna Photographic Society.

Are you interested in being listed as a member of the VPS Support Network? ( ) Yes ( ) No

If yes, please indicate in what areas you might volunteer to help us (a VPS officer will follow up by email):

( ) **WILLING TO HELP WHERE NEEDED**

( ) **PUBLICITY**: Providing publicity and information to the community about VPS

( ) **INSTRUCTION DEVELOPMENT**: Development of ideas for hands-on instructional programs like Forums

( ) **FIELD TRIPS**: Planning and arranging field trips

( ) **AUDIO-VISUAL SUPPORT**: ( ) Helping set up projection equipment at meetings.
( ) Learn to operate the projection program for competitions.

( ) **SPEAKER PROGRAM**: Help with planning guest speaker visits

( ) **GREETING**: Greeting new members and guests

( ) **HISTORIAN**: Assist in preparing historical documents about VPS activities

( ) **TABLE SETUP**: Help with setup for monthly photographic competitions

( ) **COMPETITION JUDGING**: Help with selection and planning of judges activity in monthly competitions

( ) **PRINT HANDLING**: Assist in passing prints during monthly competitions

( ) **NATURE VISIONS EXPO**: Help VPS Rep with the annual regional Nature Visions Photo Expo, Nov 11th-13th

( ) **EDITORIAL HELP**: Help by assisting Editor with editing/production of monthly newsletter

( ) **ARTICLE DEVELOPMENT**: Writing, soliciting or editing articles for monthly newsletter working with the Editor

( ) **PHOTO DISPLAY**: Help with planning and arranging member photo displays and external Exhibitions

( ) **WEBMASTER ASSISTANCE**: Help with assistance to VPS Webmaster

( ) **PARTY ASSISTANCE**: Help setting up parties and social events

PLEASE PROVIDE THE FOLLOWING INFORMATION FOR USE BY THE FIRST VICE PRESIDENT:

(Please print)

NAME: _____

E-mail: _____

Telephone Number: _____

Questions?: Contact David Kepley, kepley.david@gmail.com or 703-978-2961