Focal Points

The Vienna Photographic Society

P. O. Box 1212, Vienna, Virginia 22183-1212

Volume 4-11 *Summer 2016*

IN THIS ISSUE

Special Achievement Award	1
EOY Special Recognitions	2
June's Competition Results	3
Where and How Are We Doing?	4
National Photography Day	4
VPS Board Members	4
Thank You!	4
Quote of the Month	4
End of Year Potluck	5
Themes, Dates and Definitions	6
Meet Lori Saunders	9
PSA Report	9
Nature Visions Info	9
The Four Bs - Birds to Beaches	10
A Photographers Dream	11
Brookside Gardens – July	12
Field Trips 2016-2017	13
Members News	14
Bits and Pieces	14
Photo and Exhibit Opportunities	15
Exhibits	16
Photo Exhibit Registration Form	17
Resource Center	18
Membership Form	19
Support Network Form	20

VPS is a member of

PSA Photographic Society of America

https://www.psa-photo.org/

VPS meets on the 1st, 3rd, and 4th Wednesdays, Sept thru June at the Oakton Elementary School. Check website calendar at Vpsva.org for any date changes.

Special Achievement Award 2015-2016

This year I recommend Lou Coglianese for the Special Achievement Award. Lou has been a dedicated member of VPS since September 2009. I don't think I've ever met anyone with Lou's genuine good nature and willingness to help whenever and where ever needed. Lou is a very talented photographer but he's also a very talented computer programmer. This club had just started entering digital images around the time Lou joined VPS. We had many members who were very generous with their time and abilities to help VPS break into the digital age, such as Sharon Connolly, Tom Shevock, Martin Fish, Mike Cassidy, Joan Axilbund and I'm sure there are others that I should be acknowledging as well. After Lou joined VPS he researched the field of digital projection and spoke with other clubs to find out what the best options were to use for VPS. He found out what VPS's priorities were and he made suggestions and discussed the fine points of different hardware and software to the Board that he was recommending. He helped with the purchase of all the computers and made sure it met all the criteria we wanted and was compatible with what we already had. He also modified the software we used for competitions. He helped with selecting Visual Pursuits for the club and he learned all of the parts of the program so he could modify it to meet our club's needs. In addition he documented how to use the software and created the spreadsheet for calculating photographer of the year and other stats.

He along with a few other members took turns running the digital projector during the competitions and set up the light box for the prints. He took time to give demonstrations to interested members and was always available to answer question that would arise. He certainly made our lives easier and a lot more fun. Our members and our judges for competitions could readily see the images projected on the screen. Life was good. As time went on Lou adjusted the websites format, made suggestions for improvements, wrote programs to fit the clubs competition needs and was always there to answer questions and make any tweaks necessary. In addition, while planning to move to a new home he served as membership chair this past year and advisor to competitions and digital projection.

Therefore it's my honor and privilege to present to Lou Coglianese this year's Special Achievement Award. Congratulations!

Loma Mier

EOY Special Recognition to the following VPS Members For "Photographer of the Year" in each of The Competition Categories

- Novice Category Lori Saunders
- Novice Digital Images Lori Saunders

- Advanced Digital Images Mort Friedman

- Monthly Theme Images Lori Saunders

- Prints Kathleen Furry

Special Awards

Recognition for highest points in

Photographer of the Year

"William S. Graybeal Memorial Award" - Gloria Spellman

Recognition of the VPS Member that made outstanding contributions to the success of VPS during the year

"Special Achievement Award" - Lou Coglianese

June 15, 2016 EOY Competition Results
Judge: Chuck Veatch

EOY Theme: 24 of 112 Images

1st Place	Lori Saunders	The Yellow Room

2nd Place	David Kepley	Bridge at Nighttime
3rd Place	Nicol Hockett	Well in Hand
HM	Gwen Bowden	Wind in my Face
HM	Kathrin Swoboda	Bus Stop
HM	Kathrin Swoboda	Geno's Steaks
HM	David Heagy	Cattails in Fall
HM	Gloria Spellman	Jeweled Fantasy
HM	Kathrin Swoboda	Green House Gone
HM	Kathrin Swoboda	Prison Door
HM	Julie Cochran	Fall Colors
HM	Lori Saunders	Inconvenient Ice
HM	Majorie Lynum	Nighttime Water Play at Millennium Park
HM	Bill Mugg	Defeated
HM	Bill Mugg	Shoe Shine on Bleeker Street
HM	Joseph Morton Jr	Bat on Ball
HM	Mary Jane Fish	Street Painter
HM	Mary Jane Fish	Pink & Grey Abstract
HM	Lori Saunders	From Dad's Collection
HM	Morton Friedman	Train Final
HM	Gloria Spellman	Abandoned
HM	Bill Mugg	Croatia Steps
HM	John Padbury	Shapes in Ice
HM	Jean Klaus	Romping Baboon

EOY Adv/Novice Open Digital: 14 of 57 Images

1st Place	David Kepley	Reflecting on Autumn

2nd Place	Kathrin Swoboda	Tri Colored Heron
3rd Place	John Padbury	McCaren 12c Detail
HM	Morton Friedman	Back Off
HM	George Silvas	Non Stealth Blackbird
HM	Kathrin Swoboda	City Hall, Philadelphia
HM	Gloria Spellman	Dragon Fly on Lotus
HM	Gloria Spellman	Dark Shadows
HM	Paige Counts	Wreaths at Arlington

EOY Novice Open Digital

1st Place	Lori Saunders	Rust Bucket

2nd Place	Barbara Saffir	Frilly Egret
3rd Place	Barbara Saffir	Designer Bug
HM	Lori Saunders	Window View
HM	Bill Mugg	Christmas in San Diego

EOY Prints: 6 of 26 Images

1st Place	Mary Jane Fish	Saturated Antique Car

2nd Place	Joan Axilbund	Luke
3rd Place	Craig Beyers	UFO
HM	Bill Mugg	My I 77 Barn
HM	David Heagy	New Brunswick Barn
HM	David Heagy	Tulips Under Glass

At the conclusion of the EOY Banquet our judge, Chuck Veatch, returned the gift card to VPS and requested that we send a donation to the Natures Best Magazine instead. In turn he promised to send the plaque winners a year's subscription to the magazine.

The recipients of the Nature's Best Magazine will be the following: Gloria Spellman, Lori Saunders, Mort Friedman and Kathleen Furey.

I know our plaque-winning members will really enjoy this wonderful magazine.

Where did we want to go and how are we doing?

Our goals for the last year, based on the 2015 planning survey, were to help members and newcomers learn to be better photographers, have fun, and be friendly and welcoming.

I have received several comments about how our club is the friendliest group that they have ever met. Our speakers have provided excellent examples for improving the ways we make and process photographs. The competition judges have consistently given useful suggestions for how to enhance our photography. The field trips and forums were both fun and educational. And, Vienna Photographic Society, with the leadership of Kathy Swoboda, is tied for 7th place in the group of 35 Photographic Society of America (PSA) clubs in the USA, Europe, and Australia (https://www.psa-photo.org/index.php?2015-16-pid-interclub-standings)

As outgoing president, I appreciate the efforts of the board and volunteers who made our year successful. I hope we will continue to be a welcoming, learning, and fun club, and that each of you will pick one activity to help organize.

David Heagy

National Photography Day

In honor of "National Photography Day" today, June16, 2016, I photographed the Virginia State Bird, the Cardinal. This is "Father Cardinal" of "Mr. & Mrs. Cardinal", who comes to my backyard feeders a lot. Since I have been making a lot of bird pictures lately, I have started to recognize them. He really gave me some great "poses" that morning." Here are just a few of them. I think he is beautiful! Hope you enjoy! Sharon Connolly



VPS Board Members

President	VACANT	
First VP	David Kepley	kepley.david@gmail.com
Secretary	Debbi Rife	angeltaz_2@yahoo.com
Treasurer	Burgess Levin	burgessblc@aol.com
VP-Speakers	Julie Cochran	catlady1821@cox.net
VP-Judges	John Padbury	faotc@aol.com
VP-Comp.	Janet Gelb	janet@gelbnet.com
Digital Proj.	Committee	Sharon, Joan, Bob Bills and Verkat
VP Mem Com	Gloria Spellman	spellg1@aol.com
PSA Rep	Kathy Swoboda	kswoboda2421@gmail.com
Focal Points	Mary Jane Fish	maryjane_fish@yahoo.com
	Barbara Saffir	barbarajoansaffir@yahoo.com
Dir Publicity	David Heagy	dheagy@gmail.com
Membership	Paige Counts	paigecounts@mac.com
Dir Website	Gloria Spellman	spellg@aol.com
VP Forums	Mort Friedman	mhfriedm@gwu.edu
VP Field Trips	Mary Jane Fish	maryjane_fish@yahoo.com
VP Field Trips	Lori Saunders, Barbara Saffir and Martin Fish	
VP Operations	Joseph Morton	ffig2005@yahoo.com
Social Events	Carol Caroll	csquared02@yahoo.com
Exhibits	VACANT	
Gift Cards	Julie Cochran	catlady1821@cox.net
50/50 Raffle	Julie Cochran	catlady1821@cox.net
Nat.Vis.Rep.	Martin Fish	fishmp48@yahoo.com
Nat.Vis B/U	Bill Mugg	billmuggster@gmail.com

THANK YOU!

Thank you all for a great year. And thank you for the kind plaque you awarded me at the year-end dinner. It was very gratifying.

As a last membership report, we ended the year with 102 active members. Wow.

We had an influx of 28 new members this year, 11 of whom came from our meetup subscription. After updating the membership for this year's novice promotions, we now have 46 Advanced members and 56 Novices. This is a new record since I've been a member with the club.

I hope to see you all in the fall, have a great summer,

Lou Coglianese
Outgoing Membership Director

Quote of the Month

"Live as if you were to die tomorrow. Learn as if you were to live forever. "

- Mahatma Gandhi

End of Year (EOY) Banquet, June 14 2016

The End of Year Banquet was quite a success with lots of good food, a great judge, Chuck Veatch, and lots of fun with fellow photographers. We had 40+ members and guests in attendance with enough good food to feed twice that number.

To quote Chuck Veatch: "As with all judging in the art world, the winners are in the eyes of this judge at this time and against this competition. The fact that all of these artists were winners during the year should be indication enough that their work is appreciated."

The members spent time socializing and meeting new people, looking at the print winners for the year and eating and drinking until dinner was served. Then they enjoyed the slide show of all the year's winners while eating their wonderful dinner and talking to their new friends.

The VPS Member who won the most points in all the competitions this year and winning the coveted ***William S. Graybeal Memorial Award*** **is Gloria Spellman.**

Here is what Gloria has to say about herself: *"I have been a member of VPS since 2011. Since I have always been fascinated with color and texture, I decided to try photography and I am hooked! I currently serve on the VPS Board as the web administrator. I shoot with Nikon and am interested in various genres of photography. Wildlife and nature photography are my favorites."*

The ***Photographer of the Year in Themes and "Best in Show Image"***, **"The Yellow Room" was won by Lori Saunders.**

Chuck said this image paid homage to Van Gogh and was his favorite image in the competition. To quote Chuck: "The composition and soft lighting were excellent and the staging of new items in the scene added a nice touch of irony."

The ***Special Achievement Award*** **was awarded to Lou Coglianese** for his outstanding contributions of generated and maintaining the VPS website and toward making our competitions the best ever.

Photographer of the Year in the Novice Digital was: Lori Saunders

Photographer of the Year in Advanced Digital was: Mort Friedman

Photographer of the Year in Prints was: Kathleen Furey

At the end of the awards, our judge, Chuck Veatch, as a surprise to us all, returned our fee and asked that we make a contribution to the magazine he sponsors, Nature's Best, instead. In return, he would give a yearly subscription to the plaque winners this year. As a result, four plaque winners will be receiving a year's subscription to Nature's Best Magazine. Congratulations to Mort Friedman, Kathleen Furey, Lori Saunders and Gloria Spellman.

Your new VP for Competitions for next year is Janet Gelb. I know she will do a great job and is looking forward to September. Thank you all for an exciting year in competitions and best of luck to all our members in the future.

Loma Mier

Theme Dates	Themes 2016-2017	Definitions for Themes
These are the most popular themes - the themes will be paired with similar themes as best as possible. Order of Themes could change if needed to coordinate with the Speakers and Judges expertise.		
Please note that we have added three (3) Digital Art Themes this year. Many members requested this. We will have a trial period to judge interest and participation throughout the year. We have also included the Town of Vienna to support their Exhibit.		
9/21/2016	Black and White Photography	In this theme your images should display black and white tones that lack color and include neutral tones of black and white and intermediate shades of grey in a subject of your choosing. Also acceptable are black and white photographs in sepia.
	Portraits	Are normally photographs of a person that only include the person's head and shoulders and provides a detailed description of something or someone. Portraits for this theme may include animals such as dogs and cats as well as people, but not birds, fish or insects.
10/19/2016	Photojournalist	Is the collecting, editing, and presenting of news material for publication or broadcast that employs images in order to tell a news story. The situation implied by the images should be a fair and accurate representation of the events they depict in both content and tone.
	Travel	There are many corners of the globe to discover and many exciting destinations to explore. Your images can be local or international travel, exhibiting different means of travel, demonstrating different cultures and ways of life, or how to get from one place to another. For example, travel by car, train, boat or even a camel.
11/16/2016	Landscapes	A landscape is a section or portion of scenery as seen from a single viewpoint. Scenery *is* the subject of a landscape image. Typically, people and animals are not shown in a landscape, unless they are relatively small in the image and have been included in the composition to show scale. Landscape photography shows spaces within the world, sometimes vast and unending, but other times microscopic. For three styles of landscapes, representational, impressionistic and abstract go to: http://www.photographytips.com/page.cfm/77 for tips and techniques.
	Digital Art (Nature with Hand of Man - Creative Photography from Original Image) with use of apps, filters, any software	* Using your own photo with apps, filters, and/or various software to create fine art. (Theme: Nature with Hand of Man.) This theme can include man-made subjects that appear in nature and that enhance the image as secondary elements. Sometimes, they can be the primary elements in a nature image. Therefore, inclusion of man-made object as complementary elements, as in a landscape, can add compositional structure to an image. You may use any apps, filters or software you wish in this theme to enhance or manipulate your original photograph.

1/18/2017	Textures	Texture *photography*, it's all about patterns, colors and depth. Every detail of a *texture* plays a significant role in the overall perception of the *photograph*. Texture itself can become the subject in a photograph or it can provide a description of how something might feel. Normally, we describe texture by how something feels to our sense of touch, but in a photograph the texture has to appear to leap out and appear as if one could touch it. Strong textures make the subject in an image stand out. Look for light raking across the surface of an object to highlight the textural details.
	Bridges	Bridge photography is a favorite subject for travel and landscape photographers alike. For bridge and landscape shots you'll often be recording a long exposure, so to capture sharp shots your camera needs to be perfectly stable. Use a sturdy tripod, and keep it as low to the ground as possible. The best times of day to shoot bridges are during the 'golden hours' around sunrise and sunset. The quality of the light during these times can change quickly and dramatically, so be sure to take plenty of shots. Images shot during the golden hours work well in both color and mono. Color is great for showing off a dramatic sunrise or sunset, while mono can add moodiness and atmosphere to shots. And if a bridge is backlit by a bright and colorful sky, try turning it into a dramatic silhouette. Ref: http://www.digitalcameraworld.com/2013/11/08/pictures-of-bridges-10-tips-for-better-bridge-photography/
2/15/2017	Windows	Images should depict an opening in a wall, door, roof of a building or vehicle that is fitted with glass or other transparent material in a frame to admit light or air and allow people to see through.
	Town of Vienna (To support Town of Vienna Exhibit)	Access the Town of Vienna website to see what they usually pick for the calendar. Check out the Town of Vienna Calendar for Annual Town Events and History. Seasonal pictures of events are good. Usually images in the horizontal direction are best for the calendar.
3/15/2017	Music/Performances/ Instruments	This category may include music performances or dance performances as well as an actual instrument that can be used to produce music.
	Digital Art (Patterns in Architecture - Creative Photography from Original Image) with use of apps, filters, any software	* Digital Art – Using your original photo with apps, filters, and/or various software to create fine art. (Theme: Patterns in Architecture.) Buildings can have many designs, classical, geometric and abstract forms. Use the theme to look closely at buildings and architecture and hone in on interesting lines, circles, angles etc. that render interesting patterns. Look for close-up and macro images that display intriguing or unusual patterns.
4/19/2017	Autumn	The season of the year between summer and winter when the weather becomes cooler and plants become dormant and the fall foliage becomes beautiful shades or orange, red and yellow. This theme should capture

		the beauty of this season. Images can be landscapes or signs of the pending or current season.
	Digital Art (Gardens can include Trees/Bushes - Creative Photography from Original Image) with use of apps, filters, any software	* Using your original photo with apps, filters, and/or various software to create fine art. (Theme Gardens –combined w/ Trees/Bushes.) Images of your own garden or a local park such as Meadowlark or Green Springs are a good place to start. You can concentrate on a large area to show the landscape, formal designs in the garden or concentrate on specific trees or bushes. Many gardens have shaped their trees and bushes to form recognizable persons or objects, or just have beautiful texture or shapes that stand out. Use your imagination to give your photograph a painterly look or different apps or filters to create something entirely unique.
5/17/2017	Collections (Examples: toys, hats, shoes, spoons, buttons, dolls, clocks, etc.)	This theme should be the gathering of like object such as toys, hats, shoes, spoons, buttons, dolls, teddy bears, etc. Many people love to collect things or objects. The theme can include anything that someone has gathered or collected as a hobby or just a collection of unique or special objects. This would be a good time to try close-up photography.
	Spring	The season of the year when the weather becomes warmer, leaves and plants start to grow again and flowers appear. Your images should depict spring as the season of new beginnings. Some examples could be, fresh buds blooming, animals awakening or demonstrating the earth coming to life again. Another example could be showing farmers and gardeners planting their seeds as temperatures slowly rise. Anything that depicts the Spring Season to you.
6/21/2017	EOY Competition	
	NOTES:	*<u>*Creative Digital Art Category</u>: This category will be about creating images from photos that have a painterly or hand drawn appearance. The image should be your own creation and originated from your own photograph. Creative Digital art is an artistic work or practice that uses digital technology as an essential part of the creative or presentation process. The artist's original photograph is manipulated by using apps, filters and software to create a pictorial digital image from the original.*

Meet Lori Saunders

Lori Saunders won the ***"Best in Show Image for 2016"*** for "The Yellow Room". She was also the ***Photographer of the Year in Themes, Novice Digital and Novice Prints.***

Here is a paragraph about how Lori got interested in photography and her current interests.

"My father loved photography and was always the one taking pictures at family gatherings with his Nikon. When I was a kid, it was with black and white film, but I still have boxes of his slides from Europe. He taught me the basics and then later got me a Nikon film camera while I was in college. I was fortunate to work on campus where I had free access to a dark room, and could take classes in photography and B&W developing.

After finishing college, life got busy and I only did 'vacation' and 'kid' photography for a long time. In 2012, my daughter had a friend in her High School art class who did a '365' (that is a photo a day for a year) for a project. Of course, both my kids told me I could never do that, so I determined to prove them wrong. I did two years worth of 365's with the help of multiple Flickr Groups where there is endless inspiration and a lot of great feedback; I still post ***almost*** daily.

To meet local photographers, I joined meetup groups such as RoadRunner and Shutterbug Excursions, as well as VPS. Through these, I discovered many new interesting locations to photograph and have learned a lot from competitions and other members. My favorite types of photography include macro, abstract, still life, architecture, abandoned places, and nature."

Thanks! Lori

Photographic Society of America (PSA) Report:

VPS participated in the Nature and Projected Image Division (PID) categories of the PSA Interclub competitions. VPS ended the Nature category in 9th place out of 38 clubs overall, including an impressive 3rd place finish in Round 1. In PID VPS finished 7th place out of 35 clubs after 4 rounds of competition.

Individual PSA awards went to Patricia Deege, Erica Everhart, Mary Jane Fish, David Kepley, Phil Kronenberg, Urscia Mahring, and Kathy Swoboda. Congratulations go to all who participated, thank you!

Please continue to photograph your favorite subjects this summer, and we will build on our success next season!

Kathy Swoboda, PSA Representative

Nature Visions Information

For those who are new to the club and may not know about Nature Visions Photography Expo, this article will give a brief background. It will also provide the timetable for the event, and discuss the subject of "hand of man" and other rule changes.

Background

Nature Visions Photo Expo (NVPE) began in 2002 when the six Northern Virginia camera clubs (Loudoun Photography Club, Manassas Warrenton Camera Club, McLean Photography Club, Northern Virginia Photographic Society, Reston Photographic Society, Vienna Photographic Society) got together to have a nature photo exhibition. At the time, Meadowlark Gardens in Vienna was looking to boost their attendance, so they agreed to host the once-a-year event in February. And the Meadowlark Photo Expo was born.

As time went on, the Expo grew and Meadowlark was too small to accommodate it. NVPE then found much larger space at the Hylton Performing Arts Center on the Manassas campus of George Mason University. The name was changed to NVPE, and recently two additional camera clubs (NIH and North Bethesda Camera Club) have become members of NVPE.

The Expo originally was limited to nature images only. But in the last three years, we have added a Photo Arts exhibit and competition, and a high school competition. The Nature competition is juried by three judges, the Photo Arts and student competitions have one judge each. Since space is limited, there is a maximum number of images that can be juried in for each competition.

Schedule

Here is the schedule leading up to the Expo. There is just a short time to prepare your images for uploading, so start reviewing your images now.

Tickets go on sale online 8/1
Upload opens 8/22
Upload with review and chance to resubmit ends 9/19
Upload ends 9/24
Final review 9/25-26
Judging begins 9/27
Judging ends 10/10
Announce selected Images 10/17
Clubs collect images 10/17-11/11
Clubs review mounting/matting thru 11/14
Club reps deliver prints to NV & hang 11/18
Expo 11/18-20
Prints pick-up and Expo take-down 11/20

Nature Visions Information Continued

Recent Rules Changes

Determination of whether an image can be submitted to the Photo Arts competition is simple: if it qualifies for submission into the Nature competition, it cannot be submitted to the Photo Arts competition.

Multiple exposures are not permitted in the Nature competition. This includes using textures.

"Hand of Man" is not permitted in the Nature competition. Last year, some human constructs or persons were allowed to provide some scale of the size of the natural elements, but is not allowed this year. If you can see that the nature has been controlled by man, it is not allowed in the Nature competition. Here are some examples of allowed/not allowed.

Example 1 is a field of sunflowers and is allowed, even though sunflowers are quite unlikely to pop up in a field with no other flowers present.

However, Example 2 shows the field is composed of rows that had to have been planted by man, so this image is not allowed.

Example 3 looks OK, but in the lower left, you can see a line of fence posts. This would not be allowed.

Nature Visions will review each image before the judges see them and will reject those that do not follow the rules. So review your images carefully before submitting. Often, cropping or content-aware healing can fix minor problems.

Where to get more information

The NVPE website is http://naturevisions.org/. All the rules and the link to upload (which will be closed until uploads begin on 8/22) can be found at http://naturevisions.org/the-exhibits/expo-submissions/.

Martin Fish

BIRDING BONANZA AND BEAUTIFUL BEACHES

By Barbara Saffir

If you daydream about miles of pristine white beaches with more birds than sunbathers, head to Cumberland, Jekyll, and Amelia islands on the Georgia-Florida border.

During a quick trip there in late May, I photographed parrot-like red, orange, yellow, green, purple, and blue Painted Buntings.

I also enjoyed a close-up audience with hundreds of Black Skimmers (with their oversized orange-and-black lower bills for scooping up fish as they whiz over the water), and their "cousins," the Royal Terns, who performed courting dances where they swooped down with a fish to woo their prospective mates. I also shot gobs of other photogenic birds, including a pair of nesting American Oystercatchers, with their pointy orange bills and orange-encircled yellow eyes.

That region is great for bird photography year-round, but I wanted to catch the nesting buntings in their iridescent breeding colors during spring or early summer.

During the summer, the multicolor male buntings and their yellow mates are reliably spotted at a mini-nature preserve at the rear of the Jekyll Island Campground. (http://www.jekyllisland.com/lodging/jekyll-island-campground/). Don't feel like camping there? You don't need to settle for the usual cookie-cutter hotels. Treat yourself to the Jekyll Island Club (http://www.jekyllclub.com/?NCK=jekyllislandg&gclid=CM7tlpDIvs0CFZY1aQodxh0E8Q), a landmark getaway for tycoons since the turn of the century.

For a more private getaway, cruise to moss-draped Cumberland Island on a passenger ferry (and keep an eye out for dolphins on the way). Again, if you don't want to camp, try the worthy-of-a-Kennedy-clan-wedding Greyfield Inn (http://www.greyfieldinn.com/) on the Cumberland Island National Seashore. (https://www.nps.gov/cuis/index.htm). Wildlife abounds on the nearly car-free, 18-mile island. In addition to a fantastic bounty of birds, such as an orange Summer Tanager, I spotted rambunctious wild ponies, a manatee, and a bunch of baby armadillos -- all within sight of the ferry dock.

Back in North Florida, Amelia Island offers budget-conscious motels at Fernandina Beach (still a "real" community and not just a tourist town), NBC's Biggest Loser Resort, and luxe accommodations, like as a Ritz-Carlton, tucked inside its lush, gated communities. You can even ride a horse on the beach! (http://www.kellyranchinc.net/)

More camera-candy birds, like Brown Pelicans and migrating American White Pelicans, abound to the south at the Big and Little Talbot Island state parks. (https://www.floridastateparks.org/park/Little-Talbot-Island, https://www.floridastateparks.org/park/Big-Talbot-Island). You can stroll or cycle through the beach parks on bike trails or rent a kayak.

I did venture away from my beloved beaches once. I hit the St. Augustine Alligator Farm Zoological Park (http://www.alligatorfarm.com/), which was still bubbling with babies in late May. Sadly, by the time you read this, the Tri-colored Herons; Little Blue Herons; Snowy, Great, and Cattle egrets; giant Wood Storks; and pink Roseate Spoonbills may have fled those rickety nests. But no problem: they just flew outside the park and you might see them at the beach or nearby.

On my trip back north, I got to eyeball most of those birds and many more at the Harris Neck National Wildlife Refuge (https://www.fws.gov/refuge/harris_neck/) about an hour north of Jekyll Island. And I'd return to every single one of those places in a Georgia-Florida minute.

ADDITIONAL RESOURCES:

Great Florida Birding & Wildlife Trail:
https://public.myfwc.com/maps/birdtrip/default.aspx

Florida Audubon:
http://fl.audubon.org/

Georgia Coastal Birding Trail:
http://www.georgiawildlife.com/ColonialCoastBirdingTrail

Georgia Audubon:
http://www.audubon.org/travel/georgia

Jekyll Island Expert Birding Guide (Lydia Thompson):
http://coastalgeorgiabirding-lydia.blogspot.com

A Photographer's Dream

Mid-July's bounty of beautiful sunflowers and lotuses is a photographer's dream. I recently photographed 4 of the 7 fields of feel-good sunflowers at McKee-Beshers Wildlife Refuge in Poolesville, MD. (http://dnr2.maryland.gov/wildlife/Pages/publiclands/central/mckeebeshers.aspx) I've been shooting them since 2006, when I highlighted the then little-known fields in a "Road Trip" feature for the Washington Post. (http://www.washingtonpost.com/wp-srv/style/columns/roadtrip/maps/trip07162006.pdf) This year I led a dozen nature lovers on a Sierra Club hike through the refuge to enjoy some of the less-visited fields. We also stumbled upon wildlife during our trek, including bathed-in-blue Indigo Buntings singing their soft, sweet songs; and a water snake eating a big, green frog. If you go, wear long pants and apply gobs of bug spray to prevent ticks and insect bites.

At Kenilworth Park & Aquatic Gardens, (https://www.nps.gov/keaq/index.htm) I didn't even try for a "perfect" shot when I visited this year, my umpteenth trip to this lotus mecca since the 1980s. I will return in August when the pale yellow American lotuses -- our nation's largest wildflower -- bloom by the boardwalk and the hummingbirds feast on the orange, red, and yellow lantana and canna lily flowers by the visitors center.

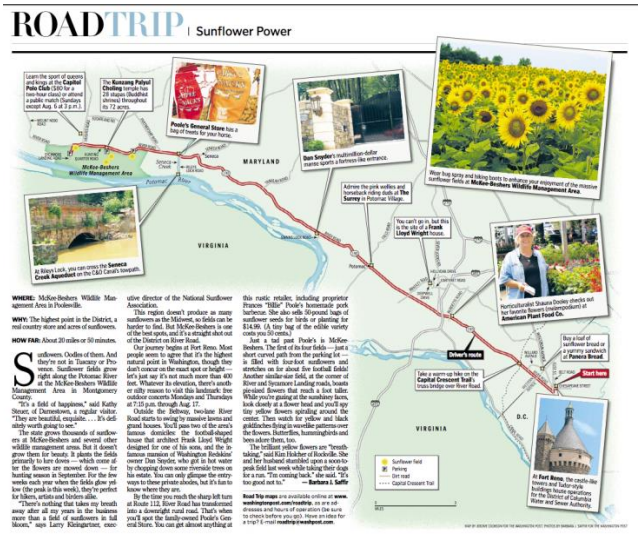

ROADTRIP | Sunflower Power

Learn the sport of queens and kings at the **Capitol Polo Club** ($30 for a two-hour class) or attend a public match (Sundays except Aug. 6 at 3 p.m.).

The **Kunzang Palyul Choling** temple has 28 stupas (Buddhist shrines) throughout its 72 acres.

Poole's General Store has a bag of treats for your horse.

Dan Snyder's multimillion-dollar manse sports a Parisian-like entrance.

Wear bug spray and hiking boots to enhance your enjoyment of the massive sunflower fields at **McKee-Beshers Wildlife Management Area**.

Admire the pink wellies and horseback riding duds at **The Surrey** in Potomac Village.

At Riley's Lock, you can cross the **Seneca Creek Aqueduct** on the C&O Canal's towpath.

You can't go in, but this is the site of **Frank Lloyd Wright** house.

Horticulturist Susana Donley checks out her favorite flower (mesembryanthemum) at **American Plant Food Co.**

Buy a loaf of sunflower bread or a yummy sandwich at **Panera Bread**.

Start here

Driver's route

Take a warm-up hike on the **Capital Crescent Trail** as it traces bridge over River Road.

At **Fort Reno**, the castle-like towers and Italianate buildings house operations for the District of Columbia Water and Sewer Authority.

MARYLAND

VIRGINIA

D.C.

McKee-Beshers Wildlife Management Area

Potomac River

Sunflower field
Parking
Dirt road
Capital Crescent Trail

WHERE: McKee-Beshers Wildlife Management Area in Poolesville.

WHY: The highest point in the District, a real country store and acres of sunflowers.

HOW FAR: About 20 miles or 50 minutes.

Sunflowers. Oodles of them. And they're not in Tuscany or Provence. Sunflower fields grow right along the Potomac River at the McKee-Beshers Wildlife Management Area in Montgomery County.

"It's a field of happiness," said Kathy Stoner, of Damestown, a regular visitor. "They are beautiful, exquisite . . . It's definitely worth going to see."

The state grows thousands of sunflowers at McKee-Beshers and several other wildlife management areas. But it doesn't grow them for beauty. It plants the fields primarily to lure doves — which come after the flowers are mowed down — for hunting season in September. For the few weeks each year when the fields glow yellow (the peak is this week), they're perfect for hikers, artists and birders alike.

"There's nothing that takes my breath away after all my years in the business more than a field of sunflowers in full bloom," says Larry Kleinguetter, executive director of the National Sunflower Association.

This region doesn't produce as many sunflowers as the Midwest, so fields can be harder to find. But McKee-Beshers is one of the best spots, and it's a straight shot out of the District on River Road.

Our journey begins at Fort Reno. Most people seem to agree that it's the highest natural point in Washington, though they don't concur on the exact spot or height — let's just say it's not much more than 400 feet. Whatever its elevation, there's another silly reason to visit this landmark: free outdoor concerts Mondays and Thursdays at 7:15 p.m. through Aug. 17.

Outside the Bethesda, two-lane River Road starts to swing by massive lawns and grand houses. You'll pass two of the area's famous domiciles: the football-shaped house that architect Frank Lloyd Wright designed for one of his sons, and the infamous mansion of Washington Redskins owner Dan Snyder, who got in hot water by chopping down some riverside trees on his estate. You can only glimpse the entryways to these private abodes, but it's fun to know where they are.

By the time you reach the sharp left turn at Route 112, River Road has transformed into a downright rural road. That's when you'll spot the family-owned Poole's General Store. You can get almost anything at this rustic retailer, including proprietor Frances "Billie" Poole's homemade pork barbecue. She also sells 50-pound bags of sunflower seeds for birds or planting for $14.98. (A tiny bag of the edible variety costs you 50 cents.)

Just a tad past Poole's is McKee-Beshers. The first of its four fields — just a short curved path from the parking lot — is filled with four-foot sunflowers and stretches on for about five football fields! Another similar-size field, at the corner of River and Seneca Landing roads, boasts pie-sized flowers that reach a foot taller. While you're gazing at the sunshiny faces, look closely at a flower head and you'll spy tiny yellow flowers spiraling around the center. Then watch for yellow and black goldfinches flying in wavelike patterns over the flowers. Butterflies, hummingbirds and bees adore them, too.

The brilliant yellow flowers are "breath-taking," said Kim Holzherr of Rockville. She and her husband stumbled upon a soon-to-peak field last week while taking their dogs for a run. "I'm coming back," she said. "It's too good not to." — **Barbara L. Saffir**

Road Trip maps are available online at **www.washingtonpost.com/roadtrip**, as are odd dresses and hours of open attire (be sure to check before you go). Have an idea for a trip? E-mail **roadtrip@washpost.com**.

BROOKSIDE GARDENS, July 2016

Early morning at Brookside is always beautiful, no matter the time of year. Gates open at sunrise and the dew is thick on the grass and flower beds. That morning, there was not a huge variety of flowers to photograph. The rose garden had very few offerings, apart from the climbing roses which are not so photogenic. I found one lovely peach-colored specimen, with dew still clinging to the petals. The cone flowers were the most ubiquitous and made lovely splashes of color against varying greens. Fortunately, much of the garden was still in the shade so I did not have to resort to using the diffuser. The pagoda surrounding by many colorful annuals made a very pleasing scene.

At 10:00 a.m. the butterfly house opened and I was later joined by several other VPS members. Butterflies are not easy to photograph, they flit around so quickly and barely give one time to focus before they are off to find other sources of nectar. One has to look quickly for composition and focus, and determine if the butterfly is still in good condition; they have a very short life and tend to soon lose their iridescence and parts of their wings which rather deteriorates the quality of the image. A little retouching in post-processing can sometimes rectify this problem.

– Patricia Deege

It was great to get back to Brookside Gardens! It had been a couple of years since I had been there. There were lots of butterflies and as usual for this time of year it was hot and muggy in the butterfly room! What a challenge it was to try to get one of those continuously moving creatures in sharp focus with my shaky hands! I enjoyed the camaraderie as always!

– Gloria Spellman

It was going to be a hot day but we decided to go shoot butterflies anyway. Gloria, Joan, Martin and Mary Jane met up with Patricia inside the Butterfly House. The butterflies were very active and hard to capture. With luck I did manage to get a few. The two on the right are in a mating pose (tail to tail).

After standing the heat and humidity for as long as possible we left to go into the garden for a few shots. Then the four of us went and had a nice lunch where we discussed the day and other photographic opportunities.

– Mary Jane Fish

Bring your tripod and enjoy two quiet hours of photography in our Wings of Fancy Live Butterfly and Caterpillar Exhibit before it opens to the public. Each session occurs from 8:00 to 10:00 am. Register for one session by clicking on the links below or calling 301-962-1451.

- Sunday, July 31st: Course #14915
- Saturday, August 13th: Course #14916
- Sunday, August 221st: Course #14917
- Saturday, September 10th: Course #14918

(Photos by Patricia Deege, Gloria Spellman, Martin and Mary Jane Fish)



Field Trips for 2016-2017

This year we have a Field Trip Committee to try and set up interesting field trips for the members of VPS. We need your help. The committee includes Lori Saunders, Barbara Saffir, Martin and Mary Jane Fish.

Please let us know what type of field trips you would be interested in attending. Send us a list of places you have always wanted to go explore and shoot photos. We will try to incorporate your requests into our field trips.

Would you prefer weekday or weekend field trips? We can try to set up some of each. We will also let you know when there are other Meet-Up groups gathering in the local area.

We are planning a field trip to Richmond, VA to take a boat trip on the James River to see the bald eagles that live there.

The James River runs through it ... through the City of Richmond. And just minutes downriver is an incredible opportunity to see resident bald eagles, which live on the river all year long, in their natural habitat. This 2-hour, tidal river pontoon boat tour takes you into the midst of an ecosystem rich with wildlife, abundant in history and beautiful scenery. **Discover the James' Bald Eagle Tour** travels a five-mile stretch of the James River known as Jefferson's Reach, through five territories of resident bald eagles.

The tour focuses on the resident bald eagles of Jefferson's Reach, who live here all year long. During the year, two additional populations of bald eagles migrate into, then back out of, the area. From May through August, a population of summer migratory bald eagles from the south is here, and the population of winter migratory eagles, from the north, arrives in November and stay through February.

Bald Eagle Tour: $45 per person

2-Hour Tour

Binoculars and water provided

Departs from Deep Bottom Park unless otherwise noted

9525 Deep Bottom Road, Henrico, VA 23231

Some Available Dates:

Tuesday, **August 23**, 7:00-9:00am & 9:30-11:30am

Saturday, **September 3**, 7:00-9:00am & 9:30-11:30am

Sunday, **September 4**, 7:00-9:00am & 9:30-11:30am

Saturday, **September 10**, 7:00-9:00am & 9:30-11:30am

If you are interested in this tour please let one of us know by August 5th. Tell us which date and time you would be able to attend so we can reserve the space. Be aware that there is a $45 fee and you will need to pay up front of the tour day.

Questions contact Mary Jane Fish, Maryjane_fish@yahoo.com



(Additional Lotus Images by Barbara Saffir and Martin Fish)

MEMBERS NEWS

Carla Steckley will be exhibiting 19 artworks at Glenview Mansion in Rockville Md. from Aug. 7-26. The reception is at the mansion Sunday Aug. 7 1:30-3:30pm. Live music and refreshments will be served. Her work will be interspersed with a sculptor and oil painter. Details appear on the postcard below along with phone number to call for directions.

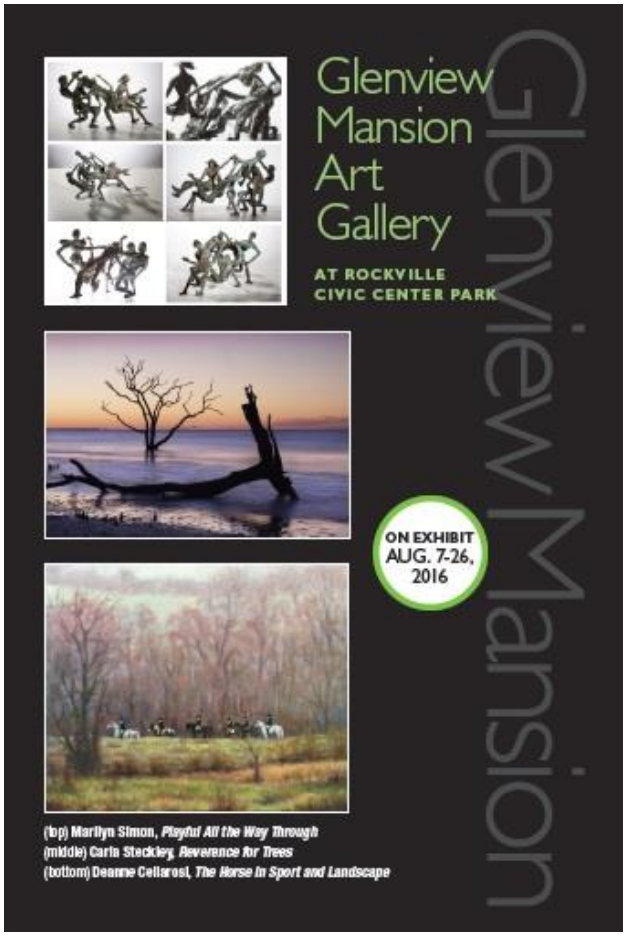

On Exhibit Aug. 7-26, 2016

Deanne Cellarosi – *oil paintings*
Marilyn Simon – *mixed media*
Carla Steckley – *photography*

Join us for a 'Meet the Artists' and gallery opening reception on Sunday, August 7, 1:30-3:30 p.m. **Harmonic Introductions** will perform soothing, meditative overtone singing at 2 p.m. Event is free.

For information, call 240-314-8682 or 240-314-8660, or visit www.rockvillemd.gov. For recorded directions, call 240-314-5004. *Glenview Art Gallery is wheelchair accessible.*

Gallery Hours: Mon., Wed., Fri., 9 a.m.-4:30 p.m., Tues. and Thurs., 9 a.m.-9 p.m. Gallery closed on official holidays.

City of Rockville Get Into It

Glenview Mansion Art Gallery
at Rockville Civic Center Park
603 Edmonston Drive
Rockville, MD 20851

Members Phil Kronenberg and Renee Loeffler have moved from their home of 33 years in Reston to a new home in the CrossRidge Community in Glen Allen, near Richmond.

They have settled into their new home and are enjoying the warm welcome of many new neighbors in their gated community of some 750 homes on the west side of Richmond. As always, they are actively involved in their community and have already participated in an active photography club in the Richmond area.

An additional big plus for them is that their new home is about 15 minutes from their two beautiful granddaughters, ages 2 and 8.

They send their warm regards to so many of the members and friends in VPS, who have been sources of inspiration and fun over the years since they joined VPS in early 2008.

Cheers - Phil and Renee

BITS AND PIECES

This column is for things of interest to photographers. It can include contests, exhibitions, and general information on cameras and software.
I am asking members to send me notices that they are aware of any items that fit into these categories.

Meadowlark Botanical Gardens

Gardens Open at **6:00** a.m. on:

Sunday, August 13

Photographers, birders, strollers, and anyone who enjoys a peaceful morning walk are invited to visit during special hours starting at 6:00 a.m.

(The Gardens normally open at 10:00 a.m.) Regular Garden admission applies ($2.50-$5.00).

Critique Opportunities:

Bryan Peterson School of Photography online critiques
http://bpsop.com/photo-review-contest/

Conference

2016 Photographic Society of America (PSA) : September 10-17, 2016
https://www.psa-photo.org/index.php?2016-psa-conference

Photo and Exhibit Opportunities

Vienna calendar and newsletter events (contact D. Heagy for dropbox):

Saturdays Vienna Farmer's Market (8 AM to 12), 301 Center Street South, Vienna, VA 22180

Sunflower Fields Peak Bloom Mid July 2016.

McKee-Beshers Wildlife Management Area
Poolesville, MD 20837

Take bug spray for legs and ankles (chiggers) and a step ladder. Colors change to blues after sunset.

http://dnr2.maryland.gov/wildlife/Pages/publiclands/central/mckeebeshers.aspx

The Vienna Art Center's annual Photography Show is scheduled for August 2 - September 3. **Deadline July 25.** They are delighted to announce that Denise Silva http://denisesilvaphotography.com has agreed to judge the show. Photographers from around the region are invited to join VAS members for the exhibition. If you are willing to help with plans for the exhibit and/or the reception on Saturday, August 6, please contact Kelly Rankin at kellyinvirginia@gmail.com

http://viennaartssociety.org/on-the-street-august-2-september-3/

Kenilworth Gardens The lotus are in full bloom as well as the water lilies.

For all our FONZ Members

Party Like A Panda

FONZ members, get an early start on the celebration! Save the date and join us on August 20 as we wish Bei Bei, Bao Bao, Tian Tian, and Mei Xiang a beary happy birthday. With exciting activities, special performances, tasty treats from DC Sweet Potato Cake Co., and panda souvenirs at Asia Trail, you won't want to miss this special celebration. We encourage everyone to wear their favorite FONZ and panda gear — a lanyard, button, t-shirt or anything that shows you're a proud FONZ member and panda lover. Fun prizes will be in store for those best-dressed members!

Members are asked to arrive at the top entrance of Asia Trail nearest to the Connecticut Avenue entrance at 9 a.m. for a welcome from our Executive Director, Lynn Mento. No RSVP required, but please present proof of active FONZ membership with a photo ID. Stay and enjoy the public event beginning at 11 a.m.

Other Photo Opportunities

If you cannot meet up with the VPS Field Trip we will be listing other opportunities.

The Road Runners Meet Up Group:

Demolition Derby – Prince William County Fair

Thu Aug 18 - 6:30 PM
6 spots left
Prince William County Fair
10624 Dumfries Road, Manassas, VA

The plan for this Meetup is primarily to capture images of the Demolition Derby and then to work on night photography of the county fair, to include rides, gaming areas,...

Clarke County Fair Rodeo

Friday, August 19, 2016
7:30 PM to 10:00 PM
Clarke County Fair
Harry Byrd Hwy, Berryville, VA

Lat 39.165531, Long -77.990631

When you arrive at the event, you will see the rodeo arena and the bleachers. We will meet on the bleachers.

The rodeo at the Clarke County Fair, in Berryville, VA, is schedule for Friday August 19. The rodeo starts at 8pm, but we suggest folks get there and get a place to shoot from at least 30 minutes early. The fair also provides some great shooting opportunities (kids, cowboys, and cowgirls).

The Flying Circus Airshow and Balloon Festival

Sat Aug 20 9:00 AM
135 going
The Flying Circus Aerodrome
5114 Ritchie Road , Bealeton, VA

This is a great event. Lots of balloons and aircraft to shoot. Here is a link to The Flying Circus Airshow schedule. Note that the Airshow takes place every Sunday...

Learn more

Exhibits:

Smithsonian:

Nature's Best Photography: Windland Smith Rice International Awards Presents: The Best of the Best to Fall 2016 -Natural History Museum

Primordial Landscapes: Iceland Revealed until April 2017 - Natural History Museum

---

The Vastness of Space" exhibit
July 8-August 14, 2016
Photoworks Gallery at Glen Echo Park
Saturdays 1-4 PM and Sundays 1-8 PM
(and any time when a class is underway)
7300 MacArthur Boulevard, Glen Echo, MD
http://glenechophotoworks.org/events/

ArtSpace Herndon is soliciting proposals from experienced artists for exhibits in the Nelson J. and Katherine Friant Post Gallery. Proposals for month-long exhibits of fine art are requested and will be considered periodically. Artists can submit a proposal a small group show including works of up to 4 artists. They are accepting proposals for solo and group shows to exhibit in 2017. The deadline for submission is July 31, 2016.
http://www.artspaceherndon.com/calls-for-art/

Other exhibit opportunities:

Exhibition Proposals

The Arts Space Herndon, Greater Reston Arts Center, McLean Project for the Arts, and the Workhouse Arts Center accept exhibition proposals from artists and curators. Check for details here.
http://www.artspaceherndon.com/calls-for-art
http://restonarts.org/exhibitions/exhibition-proposals
http://www.mpaart.org/artist-opportunities
http://www.workhousearts.org/get-involved/artist-opportunities

---

Other NoVA exhibition opportunities:

Athenaeum Gallery
Gallery Underground

Washington School of Photography (WSP)
Located within WSP, the Washington Gallery of Photography hosts monthly gallery shows, open to the public, and consisting of work from mid-Atlantic Photographers. They hold regular gallery receptions, hosted on the first Friday of each month. See details on their calendar at:
http://www.washingtonschoolofphotography.com/

Call for photography for WSP's 40th Anniversary Exhibition, 40 Years, 40 Photographs

On Friday, October 7th, 2016 Washington ArtWorks will open "40 Years, 40 Photographs", a juried photography exhibition in the Urban by Nature gallery. 40 photographs will be selected for exhibition by the jurors and one winner will be chosen by popular vote. **The winner will be given the opportunity to have a solo exhibition at Washington ArtWorks in 2017. We can only accept a limited number of entries, so do not wait until the deadline!**

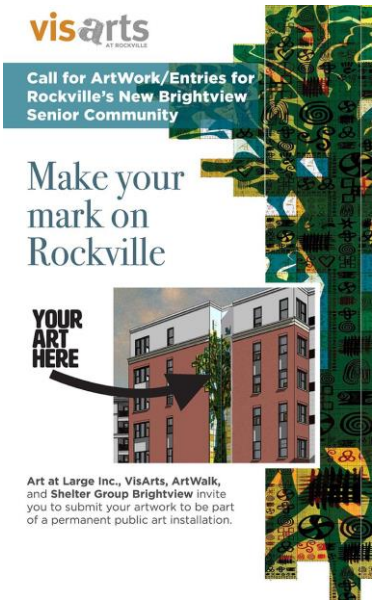

We seek works of art illustrating life-affirming symbols - happiness, family, seasons, connection, love, and community - to be woven throughout a six-story public art installation on Rockville's newest building. All mediums, sizes, and colors will be accepted. Selected pieces will be incorporated into the final project that will be permanently affixed to the west-facing façade of the Brightview building.

There is no cost to enter.
A maximum of five pieces per entrant will be considered.

2016 JUDGED PHOTOGRAPHY SHOW

ON THE STREET

Sponsored by the

Vienna Arts Society Art Center

115 Pleasant Street, NW, Vienna, VA 22180

(703) 319-3971

REGISTRATION FORM

NAME:

ADDRESS:

EMAIL: **PH:**

VAS Member? _____Y ____N

If not a VAS Member, and would like to be, did you enclose $40 Membership fee?__Y_____N_____

PRE-REGISTERED- $5 per piece for VAS Members, $7 for Non-members, for each piece submitted. Up to three (3) pieces may be entered. # pieces entered ____ total $_____

	ENTRY 1	ENTRY 2	ENTRY 3
TITLE			
MEDIUM			
PRICE			
SIZE			

FOR PHOTOGRAPHS & BIN PIECES: Attach a label to the back of each photograph listing: artist, title, medium, and price. Additionally, up to THREE (3) bin pieces may be submitted. Please include a 3X5 card listing artist, title, medium, and price of the bin pieces for our records. **Bin pieces must not include copies of works entered/hanging in the show.**

By signing this agreement, I understand that Vienna Arts Society and its members will not be held responsible for any loss or damage, **VAS will take a 25% commission for any artwork sold.** In addition, I agree that art pieces will not be removed earlier than Saturday, September 3 at 4pm. I further agree that as a VAS member, I will sit at least one three (3) hour shift during the course of the show at the Art Center as it appears in the rules for displaying work.

Submissions must be postmarked by Monday, July 25. Send registration form along with a check payable to: **Vienna Arts Society**, c/o Kelly Rankin at **11610 Foxclove Rd, Reston, VA 20191**, Ph: 571-471-3374 kellyinvirginia@gmail.com.

Questions? Contact: Kelly Rankin, or the Art Center at 703-319-3971.

SIGNATURE **DATE**

PLEASE PRINT NAME **method of payment**: credit [Amex, Mastercard,Visa]/cash /check

Resource Center

This is a space to look for workshops, classes and other tips for the photographer in you. Please send in any resources that you have tried and would like recommend to your fellow VPS members.

Instruction and workshops:

With Nikhil Bahl: www.NikhilBahl.com

With Capital Photography Center: http://www.capitalphotographycenter.com/

With Corey Hilz: http://coreyhilz.com

With Tony Sweet: http://tonysweet.com/

With Josh Taylor: http://joshuataylorphotography.com http://joshuataylorphotography.com/blog

With Bill and Linda Lane: http://www.lanephotoworkshops.com/

For Photoworks Classes: www.glenechophotoworks.org

For Infrared workshops with The New Life Photos Workshop: http://www.newlifephotos.com

Freeman Patterson/Andre Gallant: www.freemanpatterson.com.

Speakers We Have Heard:

Eliot Cohen, – Landscape and Lightroom
www.eliotcohen.com
www.facebook.com/eliotcohenphotography

Don Rosenberger, – Landscape and Night
www.donrosenberger.com and www.roadrunnerphotographytours.com.
www.Facebook.com/DonRosenbergerPhotography.

Irene Sacilotto, – Wildlife Photography
www.ospreyphoto.com
www.facebook.com/IreneSacilotto.

Corey Hilz, – Travel Photography
Website and blog: http://coreyhilz.com
Facebook: http://www.facebook.com/CoreyHilzPhoto

Matthew Schmidt, – Close Up Photography
Website: www.loreleistudios.com
Contact: mgs@loreleistudios.com

Frank Van Riper, – Travel Photography
www.GVRphoto.com
www.talkingphotography.com

Denise Silva, – Composition
Road Runner Photography Tours (http://www.roadrunnerphotographytours.com/).
Also see http://denisesilvaphotography.com/

Brian Zwit – Flash Photography
School of Creative Photography www.SchoolofCreativePhotography.com
brian@creative-pix.com

Robin Kent – Night Photography
www.photographybykent.com.

Josh Taylor – Flowers and Garden Photography
http://www.joshuataylorphotography.com/

VPS MEMBERSHIP APPLICATION: JULY 2015 through JUNE 2016

Mail this Application and your check (Payable to: "**VPS**") or cash to:

VPS, P.O. Box 1212, Vienna, VA 22183-1212

or hand the payment and application form during any VPS meeting to:

Lou Coglianese, Membership Director or Burgess Levin, Treasurer

I am **( ) a New Member** OR **( ) Renewing** I have been a VPS member since the year (_____)

First Name*_____ Middle Initial ____ Last Name*_____

Street Address _____ City-State-Zip _____

Home Phone _____ - _____ Work Phone _____ - _____ Cell _____ - _____

Email* _____ *=required

NOTE: To receive the VPS Newsletter *FOCAL POINTS* and other membership messages, you must provide a unique and valid email address. *FOCAL POINTS* is distributed by email and on the club website as a PDF file. You will need an installed copy of Adobe Acrobat Reader on your computer to open it.

PRIVACY

Membership records are maintained by the Membership Director. Periodically, the records are distributed to members to manage VPS's business. Membership records may also be shared with the Nature Visions Photo Expo as part of VPS's participation in that event. Membership records are also available on the VPS website to club members only. VPS will not provide member information to persons or to organizations outside the club, other than specified above. Members may opt to restrict the display of their membership records to other members as follows. **Please check one of the two options below**. This will govern how your records may be displayed to other members on the VPS website:

INCLUDE ___ my name, phone number, home and email addresses. (This is the default option)

DO NOT INCLUDE ___ my phone number, home and email addresses. Please, include only my name.

DUES PAYMENT

I have enclosed ( ) my check or ( ) cash for:

( ) $40 for a **Single** Membership **( ) $20** for non-renewing members joining after January 31.

( ) $60 for a **Family Membership** **( ) $30** for non-renewing Family Members* joining after January 31

( ) $15 for a **Student** Membership (age 18 or under)

*Family members, please make **Separate Application** and use **Unique Email Address** for each member

VPS Liability & Publicity Release

In consideration of being given the opportunity to participate in a Vienna Photographic Society (VPS) field trip or other event, I acknowledge, agree and represent that I understand the nature of field trips and other VPS activities, and that I am qualified, in good health and in proper physical condition to participate in such field trips and activities. I fully understand that field trips and other VPS activities are conducted in different environments, and that, accordingly, my photography equipment and I may be exposed to dangers and hazards both natural and man-made. I fully accept and assume all risks and all responsibility for losses, costs, and damages I incur as a result of my participation in VPS field trips or other activities. I hereby release, discharge, and covenant not to sue VPS, its officers, directors, agents, independent contractors, volunteers, members and sponsors.

ADDITIONALLY, I authorize the use of any images submitted to VPS for use by VPS solely for publicity activities such as websites or brochures.

Acceptance of terms of VPS Liability Release (If under 18, parent or guardian must sign):

PRINTED NAME_____ Signature _____ Date _____

PARENT NAME _____ Signature _____ Date _____

HOW DID YOU HEAR ABOUT VPS?

( ) **A Friend** ( ) **VPSVA.ORG** ( ) **Meetup.com** ( ) **Web Search** ( ) **VPS Card/Brochure**

( ) **Photo Expo or Exhibit** _____ ( ) **Photo Class or Store** _____

( ) **Newspaper** _____ ( ) **Other**_____ _____

PARTICIPATION IN VPS SUPPORT NETWORK

VPS has established a **Support Network** of members who wish to contribute **a few hours each month** to assist in VPS program activities, including providing assistance to VPS officers. The Support Network is mentored by the First Vice President of the Vienna Photographic Society.

Are you interested in being listed as a member of the VPS Support Network? ( ) Yes ( ) No

If yes, please indicate in what areas you might volunteer to help us (a VPS officer will follow up by email):

( ) **WILLING TO HELP WHERE NEEDED**

( ) **PUBLICITY**: Providing publicity and information to the community about VPS

( ) **INSTRUCTION DEVELOPMENT**: Development of ideas for hands-on instructional programs like Forums

( ) **FIELD TRIPS**: Planning and arranging field trips

( ) **AUDIO-VISUAL SUPPORT**: ( ) Helping set up projection equipment at meetings.

( ) Learn to operate the projection program for competitions.

( ) **SPEAKER PROGRAM**: Help with planning guest speaker visits

( ) **GREETING**: Greeting new members and guests

( ) **HISTORIAN**: Assist in preparing historical documents about VPS activities

( ) **TABLE SETUP**: Help with setup for monthly photographic competitions

( ) **COMPETITION JUDGING**: Help with selection and planning of judges activity in monthly competitions

( ) **PRINT HANDLING**: Assist in passing prints during monthly competitions

( ) **NATURE VISIONS EXPO**: Help VPS Rep with the annual regional Nature Visions Photo Expo, Nov 11th-13th

( ) **EDITORIAL HELP**: Help by assisting Editor with editing/production of monthly newsletter

( ) **ARTICLE DEVELOPMENT**: Writing, soliciting or editing articles for monthly newsletter working with the Editor

( ) **PHOTO DISPLAY**: Help with planning and arranging member photo displays and external Exhibitions

( ) **WEBMASTER ASSISTANCE**: Help with assistance to VPS Webmaster

( ) **PARTY ASSISTANCE**: Help setting up parties and social events

PLEASE PROVIDE THE FOLLOWING INFORMATION FOR USE BY THE FIRST VICE PRESIDENT:

(Please print)

NAME: _____

E-mail: _____

Telephone Number: _____

Questions?: Contact David Kepley, kepley.david@gmail.com or 703-978-2961