FOCAL POINTS

VIENNA PHOTOGRAPHIC SOCIETY

May Dates to Remember

May 6- Colleen Miniuk, will be speaking onHuman Perceptions in Composition. This will be a Zoom presentation at 7:30.

May 17- Deadline for submitting your photos for Reflections in Water; Town of Vienna and Open Digital.

May 20- Speaker Nick Sinnott will speak on "Ultimate Editing Workflow. This will also be a Zoom meeting.

May 27- Forum - This will be a critiquing session along with reviews of field trip images.

June 3- Charles Needle will be our June speaker. His presentation will be "Creative Macro Photography: Indoor and Backyard Ideas. And, if you haven't guessed. . . it will also be a Zoom meeting! :)

ZOOM

The pandemic has forced us to get creative in bringing you the programming that you value! As you know, it is no longer safe for us to gather as a group during this pandemic. But that does not mean that we are closed for business! Quite the contrary! Our May competition continues, so please upload your wonderful photos on-line as you always have and we will have an end of year competition, but no party.

I am delighted to announce that we will have a speaker for our meeting on May 6 at 7:30pm. Our speaker is Colleen Miniuk who will be speaking on "Human Perceptions in Composition." I heard this presentation at a recent zoom photo conference and it was terrific! To keep us all safe, the speaker has agreed to conduct the meeting via zoom. So here is what you need to do in advance of the meeting. Download the zoom application (**https://zoom.us/support/download**) to your computer or mobile device. If you are using an Apple product, you should use Chrome as your internet browser, rather than Safari. A day or two before the meeting I will send you the link to the zoom session

Want to know more about Colleen? Here is a link to her website. **http://www.colleenminiuk.com/**

To make up for the speaker's meeting that we missed on April 1, we will have a zoom session on May 20. Our speaker will be Nick Sinnott, who will speak on "Ultimate Editing Workflow." He will mostly focus on tips for how to be more efficient in Lightroom and he also will discuss Luminar. Maybe you've just heard about Luminar, so his talk will give you some exposure to it. We will give you the link to the event as we get closer to May 20. Nick's website is: **https://chicagophotoclasses.com/author/nick/**

Finally, the Board is pleased to announce that our June speaker via zoom will be Charles Needle. His topic is well suited to our current situation. The title of his talk is "Creative

May 20th

Nikhil Bahl will be our competition judge.

Nikhil Bahl is a full time professional photographer, author, educator, workshop instructor and environmentalist residing in the Washington D.C. area. Drawing inspiration from nature, Nikhil adopts novel approaches and seeks meaningful interpretations: to create photographs that transcend the commonplace, reflect deeper insights, and convey an enchantment of the subject's beauty.

An offshoot of Nikhil's fine art photography and love of nature is his documentation of wildlife behaviors and habitats. As a volunteer with the National Park Service and U.S. Fish & Wildlife Service, his goal is to portray environmental stories with an artistic appeal, so his photographs educate and motivate about the imperative of conservation.

Nikhil's work has been published in a number of print and electronic media and his fine art prints have been widely exhibited in the Washington metropolitan area, and are part of many private collections.

Macro Photography: Indoor and Backyard Ideas." Charles has been a workshop leader at Nature Visions. His website is: **https://charlesneedlephoto.com/**

Stay safe and keep shooting!

David Kepley
President, Vienna Photographic Society.
****

Forum on Zoom. . .

By Bill Mugg

On April 22 we had our first VPS ZOOM Forum. It went reasonably well, we had 25 people on the call and we didn't have any major technology disasters. Looks like it will be a good platform for us going forward and the next Forum on May 27 will also be on ZOOM. That will be a combined Critique and Review of Field Trip images.
We had 5 presenters last nite, each of us will be sending out an email on their presentation materials and how to access them.
I did a presentation on Fox Photography - this "project" has consumed me pretty much for the last month. All of my photos were taken in the last 4 weeks in remote locations, so it was ideal for our current situation. If anyone wants a copy of this presentation, feel free to contact me at billmuggster@gmail.com

Nature Visions News

Did you know that Nature Visions Photo Expo has been renamed to **Mid-Atlantic Photo Visions** AND that the "physical" Photo Expo will be postponed till the Fall of 2021.

In 2020, there will be a competition but it will all be online and there will be new categories in which to compete. The new subcategories for Photo Arts are: Architecture, Abstract, Documentary & Street, Still Life, Sports & Action and Other. Deadlines and other details will be announced in May. All winners will be announced online and ALL the juried images will be posted online as well.. As before, cash prizes will be awarded, albeit without a physical ceremony.

Thank you to **Gwen Bowden** for keeping us in the loop!!!

Forum Links

Waterdrop Photography - David Kepley. Bill Mugg did a great job in facilitating a terrific forum session earlier this week. Here is a link to my presentation on waterdrop photography. I have provided a pdf and powerpoint version of my talk.
https://www.dropbox.com/sh/x1duvd69u40yxbr/AACn7f4yxS_24s1uTNBeenlia?dl=0

Light Painting - Lori Saunders
Was so glad to virtually see everyone who was able to join in on the zoom forum Wednesday night. I have put the photos I took during the presentation in our VPS Facebook group and Flickr Group.
Here are some links regarding light painting "How to's" and for different products.
Additional Light Painting photos are on my photo accounts:
Instagram: **Lo8is**
Flickr: https://www.flickr.com/photos/lo8isimages/

Here is my list of recommendations/links:

General sites and blogs:
https://lightpaintingphotography.com/
http://lightpaintingblog.com/
Facebook group with Light Painting Brushes - they have a weekly challenge and everyone is very nice helping each other out with tips.
https://www.facebook.com/groups/LightPaintingBrushes/
Flashlight buying guide:
http://lightpaintingblog.com/2019-flashlight-buying-guide/
Light Painting brushes tools:
https://lightpaintingbrushes.com/
Light Excursion custom made flashlights:
http://photoexcursion.com/

Photo studio backdrops:
https://smile.amazon.com/Julius-Studio-Background-Photography-JSAG283/dp/B072BCNRTY?ref_=ast_bbp_dp
https://smile.amazon.com/Neewer-Collapsible-Background-Photography-Televison/dp/B00SR28SJ8/ref=sr_1_1?keywords=neewer+10x12+ft&qid=1582758722&s=electronics&sr=1-1

You can also check out EL Wire, which you can search for and get on Amazon in different lengths and colors.
Good source for camera remotes is B&H photo.
If anyone wants a copy of the presentation or needs any additional information, feel free to contact me at loriasaunders@gmail.

In my quarantine I have been learning how to add textures. This was one of my first attempts. :)

May PSA Journal

The May PSA Journal has been posted. The PSA Journal is looking for photographers to submit articles, so if you are interested take a look.

The PSA annual Photo Festival slated for late September 2020 has very recently been cancelled.

Thank you Kathrin Swoboda for keeping us up to date!!!

PSA Travel Competition -and A VPS FIRST!!!
Kathrin Swoboda

Round 3 of the interclub travel competition took place at Shutter Bugs Creative Forum in Dubai, United Arab Emirates. Images by **David Kepley, Bill Mugg, Gary Perlow, Mary Rabadan, Gloria Spellman, and Wayne Wolfersberger** scored 61 points finishing 1st place in round 3. Congratulations to **Gloria Spellman** who won "Best of Show" for her image, "Grand Teton", a first in VPS history! Congratulations also to **Mary Rabadan and Wayne Wolfersberger** for Honorable Mentions for "A Martha's Vineyard Lighthouse" and "Harpa Cultural Center and Sailboats" respectively. VPS finished first place overall in group C.

Glennie Nature Salon 2020

The Glennie Nature Salon 2020 had a strong competition with 68 camera clubs, including 22 international clubs. VPS finished in a solid 15th place overall thanks to outstanding images by **Patricia Deege, Kathleen Furey, Bill Mugg, Lori Saunders, Gloria Spellman, Kathrin Swoboda** and **Wayne Wolfersberger** which were all accepted into the competition and included in the Glennie Salon slideshow. **Kathleen Furey and Kathrin Swoboda** both won First in Category with "Purple Water Lily" and "Smith Island Pelicans" respectively. **Kathrin Swoboda** won a Merit Award for "Eastern Bluebird and Winterberry". You can see the details at vpsva.org at PSA and Glennie News.

Photographic Society of America Interclub Competitions: PSA Nature Round 3

The judging took place at Science Museum Camera Club in Buffalo, NY. Images by **Bill Mugg, Gary Perlow, David Kepley, Mary Rabadan, Gloria Spellman and Kathrin Swoboda** scored a total of 73 points for a strong 5th place finish. **Gary Perlow and Kathrin Swoboda** won Honorable Mentions for "Yosemite Upper Valley Morning" and "Great Blue Heron and Catfish" respectively. VPS finished in 7th overall out of 23 clubs. Learn more about the PSA interclub 2019-2020 season at PSA and Glennie News.

Thank you to **Joe Chiara** for bringing the following to our attention.

Free course through MOMA NYC

https://www.coursera.org/learn/photography/home/welcome

Sarah Meister (MOMA) interview with Sally Mann

https://www.youtube.com/watch?v=rQGQwaoyZo8

A HUGE thank you and shout out to. . .
Mort Friendman!!!

Thank you so much for reading (or at least skimming) my whole newsletter AND responding to both articles I wrote. :)

In case you don't remember what I wrote I asked everyone to take a look at their old photos and think about processing one that may have been overlooked or reprocess one in a different manner and send it in. I think he is right software can do so much more now than it could 11 years ago. . A new section will be added to the newsletter - "Old is New Again - send me your new old photos! (Mine is ready!)

I offer this image captured at the PawPaw tunnel in 2009. The software I had at the time could only edit globally, and everything inside the tunnel had to be black to keep the outside from blowing out. Today's Photoshop provides much more control of local tone, an essential for this highly contrasty image.

Photo workshops by David Kepley

Out of Yosemite, California

A group of photographers in Chicago called "Out of Chicago" have sponsored a series of photo workshops in several different scenic venues around the country. I went to their "Out of Oregon" conference in October and was very pleased with the level of planning and the photographic opportunities it afforded. So I was all set to take advantage of their next workshop in Yosemite in February.

I had visited Yosemite many years ago with my college roommate and about 15 years ago with my wife and two sons! If you have never been to Yosemite, it is a photographer's dream. The landscape opportunities are legendary! The theme of the conference was paying tribute to the life and work of Ansel Adams. We heard from his son and son's wife, as well as several of the darkroom guys who worked for Adams. A treat for me was visiting Ansel Adams' darkroom, which also serves as a conference room. There we got to see a number of Adams' original prints and the back stories behind each!

Each morning before dawn and again in late afternoon, I went to a location in the park with a professional. The group was between 8-10 photographers. We had plenty of room to shoot without interfering with each other. A real treat was that the conference was scheduled to coincide with a full moon. Got some great shots with the classic Yosemite peaks (El Capitan, Half Dome, Cathedral Spires) and the full moon!

The next workshop in in September in Moab, Utah. Anyone interested in going?

Here is the website: https://www.outofchicago.com/yosemite/

Field Trips!!!

Thank you to Lori and Julie for sending us these write ups and photos to go along with them. We will have a lot to look forward to in the coming months once the quarantine is lifted!!

Fort Washington -For the February VPS Field Trip, and what turned out to be the last for a while, we went to visit Fort Washington in MD. It was attended by Lori, Lisette, Julie, Paul, Abbas, and Carol Shoemaker on a very beautiful and sunny winter day. Julie recommends visiting in the Fall or early summer as there would be more people on the water, although this is a great place for arches and textures. We had a great time wandering the very large park photographing the architecture, as well as the views. We were also fortunate to see a exhibition shooting by the volunteers. Big thank you to Abbas for driving Julie to Fort Washington!

Zoom and the Forum
April 22, 2020
by Julie Cochran

I just want to give a quick shout out to Bill M, Lori S, and David K and the other presenters! It was a very informative forum on zoom. To those that might be intimidated it's really easy to use so I recommend people signing in and participating inn the critique night coming up in May. Last Wednesday in the month I believe. Thank you again Bill I learned a lot of cool techniques I'm sure I might have the patience for any of them but I will probably try light painting at some point. Water drops as well. I thought was a very very cool idea to bring it to zoom.

Congratulations to the April 15th Winners!!!!





Judge – Denise Silva

Monthly Theme: Silhouettes - 5 Novice entries, 14 Advanced entries

Novice

1st Place	Carol Shoemaker	Florida Osprey
Peoples Choice	George Hogeman	Taj Mahal Morning

Advanced

1st Place	Kathleen Furey	Indian Summer Series
2nd Place	Gary Perlow	Dancers
3rd Place	Gloria Spellman	Sunrise on the Beach
HM	Gloria Spellman	Wildlife at Sunset
Peoples Choice	Gloria Spellman	Wildlife at Sunset

Monthly Theme: City Life – 3 Novice entries, 6 Advanced entries

Novice

1st Place	Barbara Johnson	Edinburgh Competition
Peoples Choice	Barbara Johnson	Edinburgh Competition

Advanced

1st Place	Paige Counts	Mr. Jefferson's view of Mr. Washington's Monument
2nd Place	Paul Laurenza	Summer in the City
Peoples Choice	Paul Laurenza	Summer in the City

Open Digital: 6 Novice entries, 22 Advanced entries

Novice

1st Place	Barbara Johnson	Magnolia Blooming
2nd Place	George Hogeman	Chand Baori Stepwell
Peoples Choice	Carol Shoemaker	Milkweed Pods



Advanced

1st Place	David Kepley	Red Sphere
2nd Place	Mary Rabadan	Bad Hair Day
3rd Place	Lori Saunders	Virtual Study
HM	Bill Mugg	Man with the Big Arm
HM	Kathleen Furey	Queen of the NIght
HM	Mary Rabadan	Springtime
Peoples Choice	Lori Saunders	Virtual Study



Great photos everyone! We are so excited to see so many novice entries! A reminder: Please don't put your name or initials on your digital entries in the competition or in the title of the digital entry when downloading it for competition.

Themes for May 20, 2020 Competition:

Reflections in Water Digital Art Town of Vienna

Janet Gelb, Competition Manager

Great photos everyone! A reminder: Please don't put your name or initials on your digital entries in the competition or in the title of the digital entry when downloading it for competition.







Macro Therapy While Social Distancing at Home
By Wayne Wolfersberger

If you are staying at home practicing social distancing and are a photographer, the question arises: What to photograph? A suggestion is to concentrate on what subjects are available and make the ordinary extraordinary. One subject that I am working with is the life cycle of the dandelion (***Taraxacum officinale***). I find it a lot easier than lying down on the ground for my photographs is to search for a good subject and bring it into the house where I can put the specimen on a table and work standing up or better still, sitting on a stool. I can control the light and have no wind so a slow shutter speed, low ISO and small aperture is easy to achieve. I have also brought in other lawn flowers (weeds) along with a few bluebells. Since they are from my own yard, I can cut them and later discard them without feeling like I have destroyed a bit of nature for others to view. All will grow back in greater abundance next year. Between rain showers, I locate specimens that have wonderful water drops on them and carefully bring them in to shoot. As a rule I do not spray with a bottle. This is not nature and often does not look "real" anyway.

Briefly I will describe a few ways to shoot close ups. First, if using your zoom lens most will give you the closest view at the telephoto end. If you have a long telephoto that has a close focusing distance you can use it for close up work. Secondly, if you purchase or have a diopter which screws into the front of your lens you will be able to get even closer to your subject. Diopters , like filters(sometimes called close up lenses or filters), are best selected in top quality for this kind of photography because any time you put glass in front of your camera lens you reduce slightly the quality of the image. The biggest advantage of diopters is that they are small, easily carried into the field and do not reduce the light traveling to the camera sensor. Thirdly, you can purchase an extension tube that fits between your lens and camera body. They have no glass elements so do not reduce the quality of the image but do reduce the amount of light reaching the sensor depending upon the length of the tube. The greater the length the greater the degree of closeness achieved. Fourthly, you can purchase a designated macro lens. The focal length of these, vary from around 50mm, 100mm, 170mm and 200mm. I like the longer ones for the field because I can keep a distance from a skittish butterfly. Also, my tripod is very close to a dew covered spider web I will not be in danger of bumping vegetation by slightly moving my tripod a bit closer to the web or other subject. Fifth, you can achieve great magnification by using a tele extender on your telephoto lens, which enables one to gain a closer working distance to your subject. The last technique I mention is the use of a reversing ring. The ring screws in the front of your lens so that you can "reverse" the lens turning your lens backwards (sort of like looking through the wrong end of binoculars). This technique requires an older prime lens around 50mm with the ability to manually alter the aperture but it will achieve extreme close up abilities.

The greatest challenge in close up photography is that the closer you get the shallower the depth of field. So using a small aperture is a way to help expand the DOF. Also, the technique called focus stacking will enable one to achieve the greatest DOF with the sharpest image throughout. It works for landscapes as well.

My images with this article were made with a 200mm macro lens and a full frame (the flower) or cropped sensor body for the seed head. I used the cropped sensor body to gain a little extra magnification as well as a diopter for the seed. A few of the images were just slightly cropped, mainly for composition. I used a single light source from the side for texture and a reflector to add a little light to the other side.

Photoworks at Glen Echo

There will be an Exhibition June 12- July 21, 2020
Juror, John Borstel
EXTENDED deadline for submissions: May 10, 11:59pm
Notification of juror selections: May 22
Reception Gallery Talk: date TBA

GenderlSpace

Kitchen. Boardroom. Barbershop. Powder Room: Throughout history and across cultures, spaces have defined genders and genders have defined spaces. This exhibition invites work in traditional and innovative photographic genres that examines how this dynamic persists and is challenged in our contemporary world.

The GenderlSpace relationship is all around us, even in a time of quarantine. We're encouraging photographers to look to their immediate environments, to empty public spaces, and to the possibilities of staged imagery to explore this theme.

John Borstelis an artist/facilitator working at the crossroads of image, text, and performance. Courses he has taught at Photoworks include Words and Pictures, Ideas in Contemporary Photography, and Creative Thought, Creative Action.

This will be an online exhibition. The work selected will be displayed on Photoworks Gallery web site, Instagram and Facebook pages.

Instructions for submission

- Submit up to 5 images.
- Entry Fee is reduced to $25.
- Submission is through SmarterEntry.com. Use the Submit button below. Before submitting, please register for a free account if you don't already have one.
- Image requirements: SmarterEntry will resize your image automatically but images should be a minimum 800 pixels on the longest side and file should be no more than 8MB. File format should be jpeg.

****

Did you know. . . .

The first digital camera was invented in 1975 by Steven Sasson. He worked at Eastman Kodak and the camera weighed about 8 pounds. Eastman Kodak saw this digital camera as a competitor to their film cameras and decided not to pursue it.

Are you still reading. . . .:

I had a good reminder the other day that everyone looks at a photo (or any art really) and they bring their own experiences and feelings into a piece. I was playing with this photo and was trying different textures and coloring just playing around. I posted it on Facebook stating that I was just learning a new technique and thought I would share the photo. I received such a myriad of comments it really made me sit back and re-evaluate the piece. Comments were from beautiful to it makes me sad, to OMG, why would you take all the color out of this flower and make it like this. :/ To me the photo was nice and I kinda liked the textures I put on it. But after reflection I could understand how some might find the photo sad and isolating. I prefer to think it looks like a survivor, still carrying on, sharing its beauty and strength Or maybe it was just an old lady passing time in quarantine. :)

Educational Opportunities

Do you know of other opportunities?? Please give me a shout out!

Digital Photography School - 5 Things to do to every photo in lightroom:
https://digital-photography-school.com/5-things-to-do-to-every-photo-in-lightroom-to-improve-your-photos/

Nikhail Bahl is offering a free webinar:
http://www.nikhilbahl.com/nbp600-newsletter2020-04.html

Creative Live has free classes all the time don't forget to check them out.
https://www.creativelive.com

Digital Photography School - has a lot of free content and how to's.
https://digital-photography-school.com

Shutterbug.com has lots of free information and photo tips
https://www.shutterbug.com

Cole's Classroom has some free tutorials as well.
https://www.colesclassroom.com

The Art of Photography by Ted Forbes
https://www.youtube.com/user/theartofphotography

10 Photography Activities for Staying Productive in Quarantine
https://www.thephoblographer.com/2020/03/26/10-photography-activities-for-staying-productive-in-quarantine/

A few you may want to check out, some are offering free classes for a limited time or have free youtube videos you can watch:

Scott Kelby (various subjects)

Serge Ramelli (landscape, architecture)
Attilio Ruffo (landscape)
Nigel Danson (mainly landscape)
David Yarrow (fine art wildlife)
Michael Nichols (wildlife)
Neil Fisher (wildlife, macro, etc.)
Bryan Peterson (Various subjects)
Adobe https://www.adobe.com

SITE for SIGHTS

Barbara Johnson

Here is a copy of my Excel spreadsheet so that I can update it easier and reformat, etc.The spreadsheet is a work in progress so not all the spaces have been filled in yet and I'm still working on formatting. If you have other locations that you think should be on the list please let me know so that it can be added. Who knows, maybe the next time you are ready to go shoot you will look at this list and find a real gem!!

Name	Location	Cost	Best time to visit	Other Comments
VIRGINIA				
Great Falls National Park	Great Falls, Virginia	$10+	Anytime	
Meadowlark Gardens	Vienna, VA	$3	Spring, Fall & Dec	
Green Spring Gardens	Alexandria, VA	Free	Spring, Fall	
Huntley Meadows Park	Alexandria, VA	Free	Anytime	
Burnside Farms	Nokesville, VA	$8	Spring, Fall	
Bull Run Park	Centreville, VA	Free	Spring for Bluebells	
Manassas Battlefield	Manassas, VA	Free	Anytime	
Old Town Alexandria	Alexandria, VA	Free	Anytime	Street & People Photography
Historic Leesburg	Leesburg, VA	Free	Anytime	Street & People Photography
Roer's Zoofari	Vienna, VA	$20	Anytime	
Burke Lake Park	Burke, VA	Free	Anytime	
Skyline Drive (Shenandoah National Park)	Front Royal, VA	National Park Fee	Anytime but Spring and Fall is best	
Arlington Cemetery	Arlington, VA	Free	Anytime	

Frying Pan Park	Herndon, VA	Free	Anytime	
Scott's Run Nature Preserve	Great Falls, VA		Anytime	
Steven F Udvar-Hazy Center	Chantilly, VA		Anytime	
Occoquan Regional Park & Downtown	Occoquan, VA		Anytime	
Leesylvania State Park	Woodbridge, VA		Anytime	
Merrimac Farm	Nokesville, VA		April	Bluebells
Sky Meadows State Park				

WASHINGTON DC				
Washington Monument	Washington DC	Free	Anytime	
US Capital				
The Bridge at The Yards Park				
The Friendship Arch in Chinatown				
Culture House (Super Colorful Church)				Also known as Blind Whino
Tidal Basin			March for Cherry Blossoms	
Thomas Jefferson Memorial				
James Madison Memorial Building				Next to Capital and Library of Congress
Library of Congress				
Lincoln Memorial				
The Reflecting Pool				
National Gallery of Art				
National Arboretum				
US Botanic Garden				
Dumbarton Oaks Gardens				

Hirshhorn Museum				
American Art Museum/Portrait Gallery				
The Netherlands Carillon				
Zoo				
Rock Creek Park				
The White House				
The National Mall				
Kenilworth Park & Aquatic Gardens	Washington DC	Free	July	

MARYLAND				
McKee Beshers Sunflowers	River Road in MD	Free	July	
Rock Creek Park				
Georgetown Waterfront				
National Harbor				
Glen Echo Park				
Zoo				

Thank you to Mort Friedman for the following entries!

To be added to the list:

***Renwick Gallery** - in DC. which has gallery shows with very interesting pieces of 3D art.

***Colvin Run Mill** - in Fairfax

***The Netherlands Carillon** -is in Virginia, adjacent to Arlington Cemetery. Neither are accessible at this time. The former is covered with a protective fabric while workmen refurbish it in anticipation of receipt of cleaned-up (tuned?) bells. The lawn beneath the Carillon is a great site for moonshots (a cliche, but large numbers of people line up at the appropriate time) and July 4th fireworks, with the Lincoln Memorial and Washington Monument and Capitol in view across the river. The Cemetery is not open to visitors at this time.

***The Marine Corps Memorial** - ("Iwo Jima") is close to the Carillon and the statue provides many opportunities. It's free, of course, photogenic any time of year.

PHOTO CONTESTS TO CONSIDER!!

NAME/DEADLINE/WEB

AAA World (October) https://midatlantic.aaa.com/aaaworld/photo-contest

Air & Space magazine (November) https://www.airspacemag.com/category/photocontest/

Alexandria, City of (Department of Recreation, Parks and Cultural Activities) (October) https://www.alexandriava.gov/recreation/info/default.aspx?id=99440

American Kennel Club's family dog photo contest (Jan. 31) http://www.akc.org/pubs/family-dog/photo-contest/

Anacostia Trails (Maryland) (Sept.) http://www.anacostiatrails.org/annual-photo-contest

Aperture magazine (Jan. 31) https://contest.picter.com/2020-aperture-portfolio-prize

Arizona Highways magazine (TBD) https://www.arizonahighways.com/photography/photo-contest

ArtSpaceHerndon Fine Arts Photography (Jan. and June) https://www.artspaceherndon.org/calls-for-art/

Audubon (April 9) https://www.audubon.org/news/enter-2020-audubon-photography-awards-north-americas-premier-bird-photo-contest

Chesapeake Bay Foundation's Save the Bay (March) http://www.cbf.org/events/photo-contest/official-rules-and-guidelines.html

Delaware Tourism photo contest (March) https://www.visitsoutherndelaware.com/southern-delaware-tourism-photo-contest

ExposedDC (January) http://exposeddc.com/past-winners/

Fairfax County's "First Hike Fairfax" photo contest (Jan.) https://www.fairfaxcounty.gov/parks/first-hike

Farm Credit Midatlantic "Life in the Country" photo contest (August) https://www.mafc.com/info/calendar-photo-contest/

Florida's Birding & Photo Fest (March) http://www.ffloridasbirdingandphotofest.com

FotoweekDC (TBD) http://www.fotodc.org/

Huntley Meadows, Friends of (November) http://www.fohmp.org/

Kenilworth Aquatic Gardens, Friends of (TBD) http://www.kenaqgardens.org/events/photo-contest

Maryland Department of Natural Resources photo contest (August) http://dnr.maryland.gov/Pages/photocontest.aspx

Maryland Sheep & Wool Festival: sheep photo contest (May) http://sheepandwool.org/festival/sheep-photo-contest/

Miller, Joseph abstract photography exhibit (Feb.) http://nvacc.org/home/abstract-exhibit/

Montgomery Magazine, Montgomery County, MD (October) http://www.montgomerymag.com/MM_2017Photocontest.html

National Geographic Nature Photographer of the Year (November) http://nationalgeographic.com/contests/National Parks: Share the Experience, National Park Foundation (December) https://www.sharetheexperience.org/

National Wildlife Federation (March) https://www.nwf.org/photocontest.aspx

Nature Conservancy (Spring) https://www.nature.org/photos-and-video/photography/photo-contest/index.htm

Nature Visions Photo Expo 2018 (September) http://naturevisions.org/

Nature's Best magazine Windland Smith Rice Awards (??) https://www.naturesbestphotography.com/enter_guidelines.php

Newport News tourism (Virginia) (October) https://www.newport-news.org/photo-contest/

Nikon Photo Contest (February) http://www.nikon-photocontest.com/en/

Northern Virginia Conservation Trust (TBD-Oct?) http://www.nvct.org/photocontest/

Ocean Conservancy's Marine Wildlife & Seascape photo contest (June) https://oceanconservancy.org/2017-marine-wildlife-seascape-photo-contest/

Olympus Photo Contest (?) https://olypress.com/enter-the-2019-calendar-photo-contest-now/

Orvis Catalogue Cover dog photo contest (March 31) http://www.orvis.com/s/welcome-to-the-orvis-cover-dog-photo-contest/6335

Outdoor Photographer magazine (several dates) https://www.outdoorphotographer.com/photo-contests/

Piedmont Environmental Council (September) https://www.pecva.org/about/get-involved/135-photo-contest/390

Popular Photography magazine (several dates) https://www.popphoto.com/contests

Rangefinder magazine (December) https://www.rangefinderonline.com/contests/

Smithsonian magazine (November) https://www.smithsonianmag.com/photocontest/

Sony World Photography Awards (Jan. 3) https://www.worldphoto.org/sony-world-photography-awards

Vienna, Town of calendar (TBD) https://www.viennava.gov/

Virginia Department of Game and Inland Fisheries magazine (Feb.) http://www.dgif.virginia.gov/photo-contest/

Virginia Safari Park (August) http://www.virginiasafaripark.com/Events/SafariShots/2017SafariShots.aspx

Virginia State Parks Photo contest (Several) http://www.dcr.virginia.gov/state-parks/blog/virginia-state-parks-first-day-hikes-2018

Virginia Zoo, Norfolk (TBD) http://virginiazoo.org/photo-contest/

Virginia: "Scenic Virginia" conservation association (May) https://scenicvirginia.org/category/thelatest/

Virginia: Virginia's Soil & Water Conservation Districts (August 15) http://vaswcd.org/photocontest

Washington Post travel photo contest (July) Google Washington Post Photo Contest

Wild Virginia Photography [April]

https://wildvirginia.org/wild-virginia-hosts-photography-contest-sponsored-by-richmond-camera/?eType=EmailBlastContent&eId=598810d7-a4c9-496e-ad97-05d191fe92d1

Zeiss photography award (Feb.) https://www.worldphoto.org/sony-world-photography-awards/2018/zeiss