

# FOCAL POINTS

## Vienna Photographic Society

***JULY/AUGUST,  
2018***

**INSIDE:**

**Act Like A Kid**

**President's Report**

**Create Your  
Portfolio**

**Dakota Dignity**





**JULY/AUGUST, 2018**

**IN THIS ISSUE:**

Childlike Discoveries	2
President's Report	3
End of Year Dinner	5
End of Year Competition	7
My Fav Photo	8
Member News	9
Portfolio Project	10
Summer Nature Spectacles	11
PSA Report	12
Dignity	13
Nat Geo Trip	14
Calendar/Ops	17
Board/Focal Points	18
Membership App	19

***VPS is a member of***



***<https://www.PSA-photo.org>***

**VPS meets the first, third, and fourth Wednesdays, September through June at the Thoreau Middle School in Vienna, VA. Visitors are welcome. Please check VPS's calendar for details.**  
***<https://www.VPSva.org>***



## ***GO PLAY -- AND DISCOVER SOMETHING NEW***

**Pretend you're a curious little kid this summer and  
look at everything like you've never seen it before.**

***Discover new things. Touch something new. Eat  
something new. Wander outside your comfort zone.***

***Have fun! And take gobs of photos to share with us  
in September.***

***- Barbara J. Saffir***

### **COVER PHOTO**

***By Rebecca Ash Child***

Walks in the woods with my camera have taken on new life now that my young son is at my side. He marvels at every bloom and critter we find, absorbing as much detail about them I can share. He sees and hears and smells things that have long fallen into the background of my senses.

This photo is from a family walk in late May at Ellanor C. Lawrence Park in Chantilly. The snail crossed our path, and my son held it gently while trying to coax it out of its shell.

You can follow our adventures and finds on Flickr and iNaturalist, user name **yakfur**.

<https://www.flickr.com/photos/35468153801@N01/>

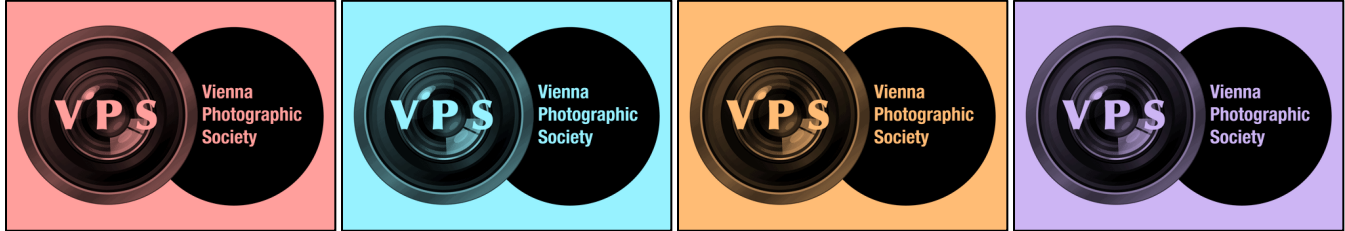
[https://www.inaturalist.org/observations?user\\_id=yakfur](https://www.inaturalist.org/observations?user_id=yakfur)



# President's Report:

## Annual Meeting

By David Kepley



The Vienna Photographic Society held its annual meeting during the End of Year Party on June 20. The members voted affirmatively on the following slate of officers for 2018-2019. Please send your congratulations to these members for being willing to devote their time to our wonderful camera club!

**Please consider volunteering for one of the positions that are still open, such as Operations, Exhibits, or Forums. VPS runs on volunteers!!**

### **ELECTED BOARD OFFICERS (These positions are elected by VPS members.)**

<b>Positions</b>	<b>Officers</b>
President	David Kepley
First Vice President	Barbara Saffir
Secretary	Mary Rabadan
Treasurer	Patricia Deege
VP for Program Speakers	Julie Cochran
VP for Competition Judges	John Padbury
VP for Competitions	Janet Gelb
VP for Field Trips	Lori Saunders
VP for Forums	<b>VACANT</b>
VP for Member Communications	<b>VACANT</b>
VP for Exhibits	<b>VACANT</b>
VP for Program Operations	<b>VACANT</b>
Nation Visions Rep	Bill Mugg

### **APPOINTED BOARD OFFICERS (These positions are appointed by the Board.)**

<b>Positions</b>	<b>Officers</b>
Director of Membership	Paige Counts
Digital Projection	Lilly Heagy, Lori Saunders
Newsletter Editor	Barbara Saffir
PSA Rep	Kathrin Swoboda
Director of Publicity	David Heagy
Director of Social Events	Carol Carroll
Immediate Past President, who serves ex-officio	(no need to fill since same president)
<b>Greeters</b>	<b>VACANT</b>

(continued below)



## ANNUAL DUES

Members also voted affirmatively to raise the annual dues starting in the 2018-2019 program year as follows.

	Full year (if paid between July 1- Dec. 31)	Half year (if paid after Jan. 1)
Single member	\$45	\$22.50
Family membership	\$65	\$32.50

### The Board recommended increasing the dues for the following reasons:

**Decrease in our membership base.** We have a net loss of members from 2016-17 to 2017-18. We had nearly 100 members in the former year, but only 82 members this current program year. This may be the result of demographic changes, with people of a retirement age leaving the area. We hope that by promoting the club via Meetup and other means, we can make up the difference.

**Inflation.** The cost of doing business has increased.

**PayPal.** In hopes of bringing in more members and in making it easier for existing members to pay their dues, the Board voted to allow members to pay their annual dues via PayPal for the 2018-2019 program year. The cost to VPS to use PayPal, however, is \$.30 per transaction plus 2.9% of the transaction amount. This means that for a single full year membership, which is by far the norm, the cost to the club for a \$45 membership it would be \$1.61. This means that the club would increase its income for 2018-2019 by \$3.39 per membership. If the number of full time single memberships is around 70, which would net the club an additional \$237.


**Aging equipment.** The club owns two projectors and two laptops that we use for speakers and competitions. Each piece of equipment is on a three-year replacement cycle to keep us up to date with the best equipment to display our images and the images of our speakers. This is considered good business practice. We therefore have to bank \$500 per year to have the funds available to purchase existing equipment when its replacement period has arrived. Because of a decreased membership base, we were unable to put away the \$500 in 2017-18 from existing revenue. Our income just about equaled our expenses. Instead we tapped into our reserves. While this may be acceptable as a short-term strategy, it will be detrimental to the club in the long term.

For these reasons the Board recommended that the membership agree to an increase in the dues.



# End of Year Dinner

*Text By Janet Gelb  
Photos by Sharon Connolly*



VPS's End of Year Dinner and Competition at Our Lady of Good Counsel on June 20 was a festive evening. DeSales Hall was festooned with black and white balloons to celebrate the club's 30th Anniversary. The food was delicious, and a rousing chorus of "Happy Birthday" was sung over the expertly decorated VPS 30th Anniversary cake. The event allowed ample time for photographers to chat with each other about all things photography. A BIG THANKS to **Carol Carroll** for putting together such an enjoyable event.

**Nikhil Bahl** was our judge for the evening. He was tasked with re-judging all the images that had won ribbon awards during the 2017 – 2018 club year. He commented that all the entries were outstanding, and that it was an extremely difficult task to pull out the best of the best. As winners were announced and ribbons distributed, Nikhil commented on what had drawn him to each of the winning images. First, Second, and Third place ribbons and Honorable Mentions were awarded for all competition categories. And a special shout out to **Bill Mugg** for his image "Venice Beach" that won Best in Show. *(cont'd next page)*



Plaques were awarded to those photographers who had accumulated the most points during the 2017-2018 club competition year. Photographer of the Year in Themes was awarded to **Bill Mugg** for the most points in that competition category. Photographer of the Year for Open Digital Advanced was awarded to **David Kepley**.

Photographer of the Year for Open Digital Novice was awarded to **Gordon Hay**. Photographer of the Year for Open Prints was awarded to **John Padbury**. The William S. Graybeal Memorial Award was given to **Bill Mugg**, who accumulated the highest point total when his points were tallied from all competition categories.

Novice photographers promoted to advanced are **Alana Graves** and **Gina Clautice**. Novices are promoted to advanced when they have accumulated 15 points and have at least one 1st place image in a competition during their time as a club member. Congratulations to all the ribbon and plaque award winners, and to our new advanced photographers!

At the end of the evening, Nikhil selected the winning raffle tickets. Prizes included cash, gift certificates for District Camera and Frame Masters, and \$100 discounts on photography workshops with Nikhil Bahl. Congratulations to the lucky winners!

I will be continuing in the job of VP for Competitions next year. Have a wonderful summer and take lots of pictures! I look forward to seeing them when we start up our monthly competitions in September.





# End of Year Competition Results 2017-2018

*By Janet Gelb*

THEMES this year were Nature, Summer, Ducks/Birds, Famous places, Working, Street Photography, Simplicity, Abstracts in Nature Digital Art, Black and White, Winter Digital Art, Night Photography, Animals in Motion, Things that Fly, Photojournalism, Town of Vienna, & Flowers Digital Art. Photos are posted at <https://www.vpsva.org/>.

<b>HM</b>	1. Flowers Sleeping	Jonathan Thompson
	2. Six Bridges	Gary Perlow
	3. Nott Memorial – Union College	Alana Graves
	4. Tribune Tower	Gary Perlow
	5. 2 PSA Indian Summer	Kathleen Furey
	6. Carnation Curly Edges	Sharon Connolly
	7. Lotus	Kathleen Furey
	8. ESP Starlight	Lori Saunders
	9. Flamingo Yoga	Bill Mugg
	10. A String of Pearls	Mort Friedman
	11. Santorini Skyline	Bill Mugg
	12. Over the Lake	Kathryn Swoboda
	13. Making the Turn	Bill Mugg
	14. Tipping Point	Bill Mugg
	15. Question?	David Kepley
	16. Hyacinth	Gloria Spellman
	17. I'll Walk for That	David Kepley
	18. Tide's Going Out	David Kepley
	3rd Big Mama	Bill Mugg
	2nd Sunflower Monochrome	John Padbury
	1st Ballerina	Kathleen Furey

## OPEN DIGITAL ADVANCED

<b>HM</b>	1. Dahlia Petals	Kathleen Furey
	2. Spring Abstract	Sharon Connolly
	3. Monarch Butterfly	Lisette Brisebois
	4. Ballet Pose #1	Gloria Spellman
	5. The Batmobile	Bill Mugg
	6. Battery Park	David Heagy
	3rd The Storm	George Silvas
	2nd Skimmers Leaving the Beach	Paige Counts
	1st Bravado	Joan Axilbund

## OPEN DIGITAL NOVICE

<b>HM</b>	1. What do you Mean?!	Gordon Hay
	3rd Bee Game	Barbara Saffir
	2nd Bringin' Home the Bacon	Barbara Saffir
	1st Chicago Theater	Gary Perlow

## PRINTS


<b>HM</b>	1. Booth Bay Windjammer	Bill Mugg
	2. Columns & Arches	Janet Gelb
	3rd Musician and Friend	Patricia Deege
	2nd Objects in the Mirror	Kathleen Furey
	1st Venice Beach	Bill Mugg

<b>BEST IN SHOW</b>	Venice Beach	Bill Mugg
---------------------	--------------	-----------

# My Fav Photo

*By Willy Williams*

This is one of my favorites from a street photography day. This girl was quite a free spirit and very talented with hula hoops.






# Member News

**Kathrin Swoboda** received honorable mention in the Nature division of **PSA China International** Exhibition of Photography for "Snowy Flicker." She had eight acceptances into the exhibition, four in nature and four in Color Open. <http://salon.psachina.org/Grade/12thAwards4.htm>



# Portfolio Project

*By Mort Friedman*



In mid-June, members received an email from me assessing member interest in doing a portfolio project during the 2018-2019 club year. We received about a dozen responses, enough to proceed. So, if you've been on the fence, be assured you'll be in good company, and let me know you're interested. Then we can get started over the summer. To summarize that earlier email:


- ◆ Our definition of a portfolio is broad: a collection of images that is representative of the photographer's work. This means that you get to specify the criteria by which you select the images for your portfolio. You can base your portfolio on the subject matter, as is commonly done, or try something different; for instance, you might create a calendar or counting book, or an ABC book, illustrate or tell a story, make a statement, or follow a subject in time.
- ◆ We will find ways to help one another, review progress, make suggestions for improvement, and share our finished work, during a VPS time slot, or online. Online resources are also available, and were listed in the earlier email.
- ◆ This is not a competition; you are the best judge of how well you met your objective.

If you're interested in doing a portfolio this coming year, contact me through the VPS site or at [mhfriedm AT gwu DOT edu](mailto:mhfriedm@gwu.edu). Think about what you might do. Somewhere around mid-July, we can start to work out the mechanics of helping one another, sharing ideas, and showing our work.



# July/August Nature Spectacles

*Here are some "must-see" photo ops in and near the DMV in July and August. -bjs*



## JULY

- ✧ Pink Asian lotuses and yellowish-white native lotuses peak
- ✧ Sunflowers, adored by indigo buntings and goldfinches, peak
- ✧ Timber rattlesnake mating starts
- ✧ Purple passion flowers and rose mallows bloom
- ✧ Blackberries ripen

## AUGUST

- ✧ American goldfinches nest
- ✧ Shorebirds begin to migrate
- ✧ Ghost crabs patrol beaches
- ✧ Bats put on show at dusk
- ✧ Yellow jewelweed blooms (hummingbird magnets)

# PSA Report

*By Kathrin Swoboda, PSA Representative*



**PSA Open:** After a strong finish last season in Group F, we were moved up into Group D and indeed competition has been stiffer. We finished in the middle of the pack but several members won individual awards: **Joan Axilbund** (Award), **Barbara Saffir** (HM), and **Kathrin Swoboda** (HM).

**PSA Nature:** We came in 7th place out of 40 clubs and awards went to **Barbara Johnson** (HM), **Mary Rabadan** (HM), and **Kathrin Swoboda** (Award-2, HM-2). Thank you to the following members who lent their expertise and time to judge our PSA nature competitions: **Joan Axilbund, Lou Coglianese, Patricia Deege, Kathleen Furey, David Kepley, Mary Rabadan, and Gloria Spellman.**

## Story-telling Images are Favored in PSA Nature

PSA Nature rules specify that "The story telling value of a photograph must be weighed more than the pictorial quality while maintaining high technical quality." What exactly is meant by "story telling?" Look for an image that goes beyond a pretty picture but also depicts something about the forces of nature or the life of an animal or plant. This may include a wide view of the Grand Canyon with the Snake River, a starfish at low tide, an animal with prey or wildflowers blooming in a field. The technical factors are still critical, i.e., the image must be in focus with proper exposure but it need not necessarily be a "pretty" picture. Pictorial quality includes composition, quality of lighting, and impact. Pictorial quality will certainly help an image but if the nature story is strong and compelling it may still be very successful without strong pictorial qualities. So when you go out and photograph, think about the nature story you are trying to tell. Figure out which camera settings, accessories, and lens make the most sense for what you are trying to photograph. Finally, learn about your subject and this will help you tell the story.



**2018 PSA Conference is in Salt Lake City Sept. 30 to Oct. 6.** Registration is now open. Visit <https://psa-photo.org/index.php?2018-psa-conference> for details.



# Dignity

*By Robert J. Bills*

I saw an image on Facebook that I thought was just wonderful. I thought that it had beauty and soul that could capture one's imagination. After thinking about for a while, I figured I would never get there. Need to back track from this point to get to the rest of the story.

I went to Yellowstone a few weeks ago with VPS club member Wayne Wolfersberger as our lead guide. He was just awesome as our guide. He took us to three locations. Each one was just fantastic. We left Yellowstone feeling great, and we all went our separate ways. My wife, Annette, and I spent some time at the Badlands in South Dakota. We had fun shooting there. The landscape was beautiful. Due to rain clouds we didn't get the sunrise photos we wanted, but we still made the best of it. Now it's time to head home. While going through SD we saw wild life, wild flowers,



beautiful landscapes, and even a Bob's Big Boy icon figure out in the middle of nowhere on a ranch. After driving for a long time, we thought it would be nice to get something to eat. I suggested exit 150. Closed my eyes for a few minutes realized we missed exit 150. So, we get off of exit 160. It's a tourist trap strip mall, but a nice one. I fell in love with a leather cowboy hat and went to pay for it at the counter. There I saw the place I wanted to see on a post card. Now I'm thinking it has to be hundreds of miles from here. So, I asked the sales lady if she knew how far it was from here. With a smile on her face she said "Less than two miles."

Went to get something eat. After eating my bison burger. I was like a little kid. We need to go now as if it may not be there if we didn't leave soon.

When we arrived. For me. It was more than I expected. It was a 50 foot statue of a female Native American Indian titled "Dignity." It is off of route 90, near Chamberlain, SD.

# National Geographic Trip

*By Bill Mugg*



We recently came back from a National Geographic trip to Morocco. It was 12 days long and covered Casablanca, Marrakech, the High Atlas Mountains, the old caravan routes, plus we spent the night in a Berber Tent Camp in the Sahara, rode camels at sunset, then went on to Fes, Meknes and the Roman ruins at Volubilis. It was quite a trek.

Before I go on trips like this I try to set goals for what I want to shoot. For Morocco, it was people, but I found out just before we left that taking photos of people in Morocco is very difficult. Why? They just don't like to have their picture taken. Here are some of the reactions you'll get, even from little kids:

- Turn their head or cover it with a scarf (women)
- Walk away
- Shake their head at you with stern look
- Use their hands to indicate no, often with a lot of emotion
- If subject in a "Tourist" area and in native costume you may be able to take a picture for free, or more likely you'll need to negotiate a price
- Or some combination of the above

So I had to come up with strategies to overcome these obstacles. I started with some tips from Bob Krist (Nat Geo photographer), his book titled "101 Tips for Travel Photographers" has a page on how to take "Hip Shots" so that the subject doesn't know they are being photographed. I practiced this a bit before we went, and for reasons you'll read later in this piece, had limited success.

I broke the "task" down to three different areas where different techniques were necessary:

- While on the moving bus
- While in tight quarters like the Souks (markets) inside the old cities, or Medinas
- When you didn't have either of these constraints

## MOVING BUS PHOTOGRAPHY

We spent a fair bit of time on the bus since we covered a lot of this country. I was never bored because I sat in the back and had plenty of space to roam since the bus wasn't full. Here are some of the challenges for taking pictures from the bus – and how to deal with them:

Window Reflections. You'll get more of these when the sun is on your side, so I would always move to the other side of the bus unless the sun was low on the horizon or well ahead or behind the scene I was shooting. If you have someone sitting in front of you with light colored clothing, that will present a reflection problem (and so will your clothing), so adjust your position or clothing.



Bus speed and shooting from an unstable platform. I set my shutter speed 1/1000 sec and just let the aperture and ISO follow. Use the highest burst mode you can – you will use up your SD cards fairly quickly so make sure you have enough.



Subject anticipation. This is the most difficult thing to “Master”. Depending on how close the subject is the bus (and the bus speed), you probably have 2-4 seconds from the time you’ve identified a “target” until the opportunity passes. Assuming you have a telephoto lens on your camera, you have two choices. Either preset the focal length, or adjust it as you see what you want to photograph. The right choice depends on the speed of the bus, most of the time I chose to set the focal length in advance. So if I saw a village coming up with dwellings that were close the road (and the people might be very close to the bus) I might set the camera to 50mm or less. If the buildings and inhabitants were further away, say 50 yards or more, I would set my focal length to 135-200mm (or more depending on the camera I was using).

Major Tip. Don’t try to follow the subject with your eye glued to the viewfinder. Pick a camera angle, orientation, depress for pre focus and hold and wait for the subject to show up.

Be prepared to play with some green tint in post processing.

I think my ultimate success rate was 10-20 percent for shots from the bus – not great, but it certainly made the time pass quickly! Here are some examples.

### **SHOOTING PEOPLE IN TIGHT QUARTERS**

There are a bewildering number of opportunities the old Medina’s and local markets of Morocco. These places are chaotic and filled with people, donkeys, and motorbikes. In some alleys there is only room for a loaded donkey to get by.

You can try the “hip shot” approach Bob Krist recommends. This involves manual settings for focus, aperture, and focal length, then holding the camera low so it’s not obvious what you’re doing. I had limited success here, since you need to have your subject fit into the “envelope” of what those settings were, and there was just too much chaos for this to be effective.

I had more success using my iPhone. Why? The people seemed to be more tolerant of having their picture taken with an iPhone – I don’t know if they didn’t recognize that it was a camera, or it simply wasn’t as threatening as a large SLR. That doesn’t mean I didn’t get any of the above behaviors, but I just didn’t get as many.

If you're going to use your phone, make sure you know what buttons will activate your camera, some buttons allow for much easier "one-handed" use. And you can almost make it look like you're having a conversation with someone on your phone (instead of taking a picture).



### **SHOOTING PEOPLE IN MORE OPEN AREAS AND FROM THE STATIONARY BUS**

Obviously, use your telephoto lens. You may still get very negative reactions if they see what you're doing (but at least they won't be in your face). You may still have to "hide" a little so they don't know you're there, they are always watching tourists to see if they have their dreaded camera's out and pointed towards them.

Here is an image taken with the hip-shot technique.

Cameras I used: Fujifilm X-T2 with 18-55mm and 55-200mm lenses, Canon SX60HS superzoom, and iPhone 6.

Morocco is a fabulous place for photography, I highly recommend you put it on your bucket list!





# Calendar/Opportunities



- **July 1, 4-8: Smithsonian Folklife Festival**, July 1 and July 4 to 8. Armenia & Catalonia.  
<https://festival.si.edu/>
- **July 25: Chincoteague Pony Swim.** There are also several days of photo ops before the famous swim, such as a pony beach walk on July 23 and herd roundups on July 21 and 22. For details, visit [http://www.chincoteague.com/pony\\_swim\\_guide.html](http://www.chincoteague.com/pony_swim_guide.html)
- **Aug. 13: Vienna Arts Society:** Submit photos for VAS's annual judged Photography Exhibition. Show opens Monday, Aug. 13 and awards reception is Sunday, Aug. 26. The theme is "Visual Stories." Making a likeness of a person, place or thing in itself is not the goal. The ideal image will use composition, angle, lighting, depth of field and whatever artistic interpretation or enhancement you chose to elevate your photo from likeness to story. No accompanying stories permitted. If you make a composite, all elements of the image must be created by you. For details, visit <http://viennaartsociety.org/call-for-photographers> Email mbpraymond@ hotmail.com with questions.
- **Aug. 13: Nature Visions Expo upload** from Aug., 13 to Sept. 21. Members must pay VPS dues before uploading. Expo is Nov. 2-4. <http://naturevisions.org/>
- **Aug. 24: "Focal Points" Deadline (Earlier submissions preferred.)**
- **Aug. 31: MD Natural Resource Photo Contest deadline.** For details, visit <http://dnr.maryland.gov/Pages/photocontest.aspx>
- **Sept. 5: VPS's first meeting** of the 2018-2019 program year.
- **Sept. 14: Entry Deadline for Claude Moore photo expo.** Friends of Claude Moore Park (FCMP) invites photographers to participate in the 11th Annual FCMP Photography Expo "Natural Spaces and Old Places" on Sept. 22. Photographers of all levels and ages are encouraged to enter their favorite photos into the juried competition in seven categories\*: Roots and Buds, Wild Creatures, A Bug's Life, Winged Wonders, Natural Landscapes, History and Heritage, and (NEW!) Farm Life. The Paul Glascock Memorial People's Choice Award (\$100 prize) will be voted by the Photo Expo visitors. Ribbons and cash awards (another \$100 for Best in Show!) will be presented to winners in the various categories. We have also added another special ribbon for Friends' Choice award. This winner is the featured photo on the next year's postcard. For details, visit <https://www.facebook.com/FofCMP>
- **Sept. 19: VPS competition.** Themes: 1. Shadows and Light, and 2. Rural
- **Sept. 29-30: Wild Pony Auction.** Grayson Highlands State Park, Mouth of Wilson, VA. For details, visit [http://www.ghfallfestival.50megs.com/index\\_1.html](http://www.ghfallfestival.50megs.com/index_1.html) .



# VPS Board Members

2018-2019

President	David Kepley
First VP	Barbara Saffir
Secretary	Mary Rabadan
Treasurer	Patricia Deage
VP, Speakers	Julie Cochran
VP, Judges	John Padbury
VP, Competitions	Janet Gelb
Digital Projection	Lilly Heagy and Lori Saunders
VP, Member Communications	VACANT
Director, PSA	Kathrin Swoboda
Director, Focal Points	Barbara Saffir
Director, Publicity	David Heagy
Director, Membership	Paige Counts
Director, Website	VACANT
VP, Forums	VACANT
VP, Field Trips	Lori Saunders
VP, Program Operations	VACANT
Director, Social Events	Carol Carroll
Exhibits	VACANT
Gift Cards/50/50 Raffle	Julie Cochran
Nature Visions Representative	Bill Mugg

*(To contact the club and/or to volunteer or to nominate yourself or someone else for the Board, please email [webmaster@vpsva.org](mailto:webmaster@vpsva.org))*

## 2018-2019 Themes

*(In addition to these themes, there are "Open Digital" and "Open Print" categories at each monthly competition.)*

<b>SEPT. 19:</b>	1. Shadows and Light	2. Rural
<b>OCT. 17:</b>	1. Fall (Digital Art)	2. Abandoned
<b>NOV. 21:</b>	1. Cityscapes	2. Movement/Motion
<b>JAN. 16, 2019:</b>	1. Patterns (Digital Art)	2. Landscapes
<b>FEB. 20, 2019:</b>	1. Feelings/emotions	2. Leading Lines
<b>MAR. 20, 2019:</b>	1. History/Old	2. Paths/Pathways
<b>APR. 17, 2019:</b>	1. Macro (Digital Art)	2. Spring
<b>MAY 15, 2019:</b>	1. Town of Vienna	2. Reflections in Buildings

## Focal Points Newsletter

is published monthly except for a combined July/August issue. Please email member news, story ideas, stories, "My Fav Photos," and medium-res photos to Editor Barbara J. Saffir ([Barb22030 AT yahoo DOT com](mailto:Barb22030@yahoo.com)).



# VPS MEMBERSHIP APPLICATION

JULY, 2018 through JUNE, 2019

Mail this application and your check (payable to VPS) or cash to:

VPS, c/o Paige Counts, Membership Director, 10315 Dunfries Rd., Vienna, VA 22181

or hand the payment and application form to her during any VPS meeting.

I am ( ) a NEW member OR ( ) RENEWING. I have been a VPS member since the year (\_\_\_\_\_)

First Name\* \_\_\_\_\_ Middle Initial \_\_\_\_\_ Last Name\* \_\_\_\_\_

Street Address \_\_\_\_\_ City-State-Zip \_\_\_\_\_

Home Phone \_\_\_\_\_ - \_\_\_\_\_ Work Phone \_\_\_\_\_ - \_\_\_\_\_ Cell Phone \_\_\_\_\_ - \_\_\_\_\_

Email\* \_\_\_\_\_ \*=required

NOTE: To receive VPS's Newsletter (*Focal Points*) and other membership messages, you must provide a unique and valid email address. *Focal Points* is emailed to members and posted on the club's website as a PDF file. You need Adobe Acrobat Reader to open it.

PRIVACY: Membership records are maintained by the Membership Director. Periodically, the records are distributed to members to manage VPS's business. Membership records may also be shared with the Nature Visions Photo Expo as part of VPS's participation in that event. Membership records are also available on the VPS website to club members only. VPS will not provide member information to persons or to organizations outside the club, other than specified above. Members may opt to restrict the display of their membership records to other members as follows. Please check one of the options below. This will govern how your records may be displayed to other members on the VPS website:

INCLUDE \_\_\_\_ my name, phone number, home and email address. (This is the default option.)

INCLUDE \_\_\_\_ my name and email address.

INCLUDE \_\_\_\_ only my name.

I have enclosed my check.

( ) \$45 for a Single Membership

( ) \$65 for a Family Membership

## DUES PAYMENT

( ) \$22.50 for non-renewing members joining after January 31.

( ) \$32.50 for non-renewing Family Members\* joining after January 31

( ) cash for:

( ) \$15 for a Student Membership (age 18 or under)

\* Family members, please make separate application and use unique email address for each member.

## IMPORTANT: VPS Liability & Publicity Release

In consideration of being given the opportunity to participate in a Vienna Photographic Society (VPS) field trip or other event, I acknowledge, agree, and represent that I understand the nature of field trips and other VPS activities, and that I am qualified, in good health and in proper physical condition to participate in such field trips and activities. I fully understand that field trips and other VPS activities are conducted in different environments, and that, accordingly, my photography equipment and I may be exposed to dangers and hazards both natural and man-made. I fully accept and assume all risks and all responsibility for losses, costs, and damages I incur as a result of my participation in VPS field trips or other activities. I hereby release, discharge, and covenant not to sue VPS, its officers, directors, agents, independent contractors, volunteers, members and sponsors.

ADDITIONALLY, I authorize the use of any images submitted to VPS for use by VPS solely for publicity activities such as websites or brochures.

Acceptance of terms of VPS Liability Release (If under 18, parent or guardian must sign):

PRINTED NAME \_\_\_\_\_ Signature \_\_\_\_\_ Date \_\_\_\_\_

PARENT'S NAME \_\_\_\_\_ Signature \_\_\_\_\_ Date \_\_\_\_\_

(Page 2 of 2)

#### HOW DID YOU HEAR ABOUT VPS?

- ☐ A Friend   ☐ VPSVA.ORG   ☐ Meetup.com   ☐ Web Search   ☐ VPS Card/Brochure  
☐ Photo Expo or Exhibit \_\_\_\_\_ ☐ Photo Class or Store \_\_\_\_\_  
☐ Newspaper \_\_\_\_\_ ☐ Other \_\_\_\_\_

#### PARTICIPATION IN VPS SUPPORT NETWORK

VPS has established a support network of members who wish to contribute a few hours each month to assist in VPS program activities, including providing assistance to VPS officers. This network is mentored by the First Vice President of the Vienna Photographic Society.

Are you interested in being listed as a member of the VPS Support Network? ☐ Yes ☐ No

If yes, please indicate in what areas you might volunteer to help us. (A VPS officer will follow up by email.)

- ☐ WILL HELP WHERE NEEDED
- ☐ PUBLICITY: Providing publicity and information to the community about VPS
- ☐ INSTRUCTION DEVELOPMENT: Development of ideas for hands-on instructional programs like Forums
- ☐ FIELD TRIPS: Planning and arranging field trips
- ☐ AUDIO-VISUAL SUPPORT: ☐ Helping set up projection equipment at meetings.
- ☐ Learn to operate the projection program for competitions.
- ☐ SPEAKER PROGRAM: Help with planning guest speaker visits
- ☐ GREETING: Greeting new members and guests
- ☐ HISTORIAN: Assist in preparing historical documents about VPS activities
- ☐ TABLE SETUP: Help with setup for monthly photographic competitions
- ☐ COMPETITION JUDGING: Help with selection and planning of judges activity in monthly competitions
- ☐ PRINT HANDLING: Assist in passing prints during monthly competitions
- ☐ NATURE VISIONS EXPO: Help VPS Rep with the annual regional Nature Visions Photo Expo, Nov 11th-13th
- ☐ EDITORIAL HELP: Help by assisting editor with editing/production of monthly newsletter
- ☐ ARTICLE DEVELOPMENT: Writing, soliciting or editing articles for monthly newsletter working with the Editor
- ☐ PHOTO DISPLAY: Help with planning and arranging member photo displays and external Exhibitions
- ☐ WEBMASTER ASSISTANCE: Help with assistance to VPS Webmaster
- ☐ PARTY ASSISTANCE: Help setting up parties and social events

PLEASE PROVIDE THE FOLLOWING INFORMATION FOR USE BY THE BOARD OF DIRECTORS.

(Please print.)

Name: \_\_\_\_\_

Email: \_\_\_\_\_

Phone: \_\_\_\_\_