

# FOCAL POINTS

## Vienna Photographic Society

***MAY, 2018***

***FIRST ANNUAL  
EDUCATION ISSUE***

**INSIDE:**

**Photo Classes  
& Workshops**

**Free College  
Courses**

**PayPal is Coming**

**May Nature Ops**



**MAY, 2018**

**IN THIS ISSUE:**

Lifelong Learning	2
President's Report: PayPal, Dues Hike, and More	3
Meadowlark Reports	4
May's Nature Spectacles	8
Photo Classes/Workshops	9
Speaker and Competition	19
April Competition Results	20
May Forums	21
My Fav Photo	22
PSA Report	23
Member News	24
Calendar/Ops	25
Board/Focal Points	26
Membership App	28

*VPS is a member of*



<https://www.PSA-photo.org>


VPS meets the first, third, and fourth Wednesdays, September through June at the Thoreau Middle School in Vienna, VA. Visitors are welcome. Please check VPS's calendar for details.  
<https://www.VPSva.org>



## **PASSION FOR LIFELONG LEARNING**

One reason some of us belong to the Vienna Photographic Society is because we're lifelong learners. No matter how good or bad we currently are at photographing, processing, or even looking at the world creatively, we strive to improve. So this issue focuses on photography education. Some members have shared their experiences with photo courses and workshops and I've also listed some additional local educational resources. If you have any suggestions for next year's education issue, please email me at [barb22030 AT yahoo DOT com](mailto:barb22030 AT yahoo DOT com).  
**- Barbara J. Saffir**

### **COVER PHOTO: Bleeding Hearts By Sharon Connolly**



I photographed this last April in my neighbor's yard. He loves to grow flowers. Occasionally I like to walk with my camera around my yard and my immediate neighbors' yards to see what I can find to photograph. Most of the time I find something, especially in the spring. I also like to photograph at Green Springs Gardens in Alexandria and Meadowlark Botanical Gardens in Vienna.

I shot this with my Fujifilm X-T1 mirrorless camera using an 18-135mm Fuji lens. I processed it with Lightroom Classic CC, using a combination of Topaz Impression & Topaz Simplify filters to give the image a painterly look.



# President's Report

## *PayPal is Coming!*

*By David Kepley, President*



**Summary of 4/11/18 Board meeting:** VPS's board meets about every other month. The Board is committed to maintaining a high level of programming for its members. The Board strives to be transparent in its decision-making and to listen thoughtfully to the voice of the membership. Here is a brief summary of Board decisions and initiatives. Please feel free to ask any of the Board members about these issues.

- **PayPal is coming**

To attract more members and to make it easier for everyone to pay their annual dues, the Board decided to allow everyone to pay online using PayPal. You can also still write a paper check. To cover PayPal's costs, the Board voted to increase annual membership dues by \$5. So in the 2018-19 program year, the dues is \$45 for individuals, \$65 for family, \$22.50 for half-year individuals, and \$32.50 for half-year family.

- **Monitors for Competitions**

As part of our transition from Oakton Elementary School back to Thoreau Middle School, we have struggled to find a room with low levels of ambient light so your photos look as good as they do on your home computers. Our solution is to acquire (for free from John Naman) a computer monitor. On competition night, the judges will make their determinations based on what they see on the monitor, not on the projected screen images. Members will still be able to view photos on the projected large screen. We tried this new procedure at two recent competitions and it appeared to be working well. David Heagy will provide everyone with the calibration settings from the competition monitor so we can calibrate our home computer screens to match.

- **Nominations are open**

Each year on June 30, all of the club's officers' terms of office expire. We are very fortunate that many of them current officers have agreed to serve a second year. We do, however, have these vacancies to fill: First Vice President, Treasurer, Secretary, Judges, Forums, Exhibits, and Program Operations. As you know, we are a volunteer organization that depends entirely on our members to help run VPS's programs. Please talk with any of the current officers about what is involved in these positions and be willing to step up. We need you!

- **Annual membership survey**

Your opinion is very important to the Board. Please take about five minutes to respond to the annual membership survey. The SurveyMonkey link was emailed to members. This helps the Board learn which programs work for you and to identify areas where we can improve.

- **Charging for Meetup**

VPS posts its meetings and field trips on Meetup. Members of Meetup can choose to "follow" us, which means that Meetup pushes an announcement of a VPS meeting to our "followers." The Board agreed to consider charging people a nominal fee of up to \$5 per year to "follow" VPS activities. We have 1,389 "followers."

- **Seeking advertising**

The Board wants to sell advertising space in its newsletter. If you know of potential photo equipment and/or service vendors who might want to buy ads, please email newsletter editor Barbara Saffir.

# Field Reports:

## Meadowlark Botanical Gardens

*Text and Photo  
By Kathrin Swoboda*



My husband, Pat, and I arrived at 6 a.m. and photographed the lake and gazebo just before sunrise. I used a polarizer and did a five-second exposure to smooth out the rough water. Then Pat and I went to help Tom Stovall set up for his lecture in the Visitor Center. Tom's lecture was great and we had a good turnout. At least 15 members attended. Tom explained why he

likes to shoot raw files, in manual mode with "back button" focus. He talked about what he likes to photograph at Meadowlark and places to find them, including foxes, green herons, and bluebirds. He also gave tips on local places to photograph subjects including a northern shrike (Centreville), hummingbirds (Green Spring Gardens), great blue herons (Great Falls National Park in Maryland versus the Virginia side) and hooded mergansers (Huntley Meadows). His images of wildlife and the gardens were outstanding. He reviewed more than a dozen images sent in by members and revealed how he would process them in Lightroom with before and after images. I am greatly appreciative of Tom's willingness to educate us about nature photography. Thank you, Tom!

**EDITOR'S NOTE:** VPS members visited Meadowlark Botanical Gardens on April 15. Kathrin Swoboda arranged for the garden's Resident Photographer Tom Stovall to lead a workshop. This was a combination field trip and the first event for "Nature Lovers," VPS's new interest group to promote nature photography at all levels for all Northern Virginians. For details, please email Kathrin at kswoboda2421 AT gmail DOT com.

**Meadowlark Botanical Gardens:** 9750 Meadowlark Gardens Court, Vienna, VA, 703-255-3631

Map: <https://www.novaparks.com/sites/default/files/maps/MeadowlarkMap.pdf>

Garden: <https://www.novaparks.com/parks/meadowlark-botanical-gardens>

**Members can post additional photos on VPS's Flickr & Facebook pages.**

<https://www.flickr.com/groups/vienna-photographic/>

<https://www.facebook.com/groups/107509176593979/>



## Meadowlark Field Reports *(continued)*

*Text and Photo*  
*By Willy Williams*

The adventure to Meadowlark was quite interesting in that one seldom has sunrise access to places like that at early hours. Watching the sun come up (until the clouds rolled in) through the cherry blossoms was quite nice. Tom Stovall's talk was quite informative, and Tom's quite a nice fellow to just chat with. I'm looking forward to more such adventures.



*Text and Photo*  
*By Barbara J. Saffir*

Who knew? Who knew that the most valuable lesson I'd learn at our first "Nature Lovers" outing was a lesson in *PROCESSING* my photos instead of shooting them? Tom Stovall taught us to start processing in Lightroom by moving the highlight slider all the way to the left and the shadow slider all the way to the right -- and then tweaking the other settings as needed. Just that simple tip has worked miracles on many of my favorite photos. The pic to the left is neither a miraculous work of art nor my fav photo-- but it is one of my favorite subjects: *bugs!*








# Meadowlark Field Reports *(continued)*

*Text and Photo  
By Patricia Deege*

Another VPS field trip to one of my favorite places. Meadowlark in the early morning is an idyllic setting, especially in April when so many spring flowers are in bloom. On this particular morning the skies were grey and somber but with a promise of sunshine later. The first thing that greeted me was the large bed of tulips and jonquils, brilliant colors despite the gloomy skies. Farther down the hill a bed of pale jonquils with orange centers caught my interest. After doing the conventional close up, I played with the zoom lens to produce a jonquil sunburst.

Descending further towards the lake, the gazebo presented a lovely image surrounded by flowering cherry trees, their drooping branches silhouetting the flowers against the quiet lake water. Several Canada Geese families were competing for the best spots on the bank, chasing each other and honking, making lots of noise to disturb the peace of the morning.

On the other side of the lake, the path continued through a “blue garden” and back up the hill to hyacinths, hellebores, and more tulips. I was so engrossed in making images I missed the time for the lecture inside the visitor center. I was sorry to miss it, but so much enjoyed my time among all the beautiful spring flowers.





## Meadowlark Field Reports *(continued)*

*Text and Photos By Robert Kelberg*

A perfect morning at Meadowbrook, overcast and threatening all day, but no rain until it was time to leave. Perfect tulips and daffodils, frequently lining up in the photographically correct way. And one VPS member courteously sprayed a trio of daffodils to simulate the morning dew which had inconveniently forgotten to materialize. The speaker was excellent, laid back, low key, with plenty of gems about long shots and avian behavior. Great day all around.



# May's Nature Spectacles

*Some photo ops in and near the DMV this month. -bjs*



## BIRD BANDING

Occoquan Bay National Wildlife Refuge  
Four days a week until May 27. Ask banders about proper etiquette to photograph their scientific operations.

[https://www.fws.gov/uploadedFiles/2018 OB Banding Station.pdf](https://www.fws.gov/uploadedFiles/2018%20OB%20Banding%20Station.pdf)



## BALD EAGLE NESTS

Dyke Marsh, Arlington (GW Parkway), Riverbend Park,  
National Arboretum (eagle cam), and more

Recent eagle sightings: <http://birding.aba.org/maillist/VA01>  
Nat'l Arboretum nest webcams: <https://www.dceaglecam.org/>  
View all Virginia eagle nests: <http://www.ccbbirds.org/maps/>  
Report a Maryland nest:

<https://marylandbirds.org/bald-eagle-nest-monitoring>



## THOMPSON WILDLIFE MANAGEMENT AREA

Trillium, orchids, morel mushrooms, and colorful nesting/  
migrating birds, such as scarlet tanagers. Flowers peak first week  
in May. Day Permit or Fishing license required: 1-866-721-6911

<https://www.dgif.virginia.gov/access-permit/>

<https://www.dgif.virginia.gov/wma/thompson/>

<https://www.hikingupward.com/OVH/GRThompsonWildlifeManagementArea/>



## HORSESHOE CRABS & SHOREBIRDS FRENZY

Delaware Bay beaches in DE and NJ

<http://www.dnrec.delaware.gov/coastal/DNERR/Documents/2018-hsc-survey-dates-and-times-DNERR.pdf>

<https://wetlandsinstitute.org/conservation/horseshoe-crab-conservation/horseshoe-crab-spawning-surveys/>



## Free College Courses

## ***And Other Photography Education Resources***



**Free. Yes, free!** If you're 60 or older and have lived in Virginia for at least one year, you might qualify to take free courses at colleges and universities in the Commonwealth. For details about this program (Senior Citizens Higher Education Act, Code of Virginia §23.1-639 - 642), which provides space-available basis after all tuition-paying students have been accommodated, visit this site and consult the school you want to attend. Even if you don't qualify for free courses, you can still audit classes and pay for them yourself. Virginia really is for lovers -- lovers of lifelong learning!

<http://schev.edu/docs/default-source/tuition-aid-section/undergrad-grad-financial-aid/senior-citizen-tuition-waiver.pdf>

*Here are some other schools and other groups that offer photography classes. Did I leave anything out? Please email me and I can add it in a future edition.*

## Capital Photography Center

<http://capitalphotographycenter.com/>

# Georgetown University

<https://art.georgetown.edu/photography>

# George Mason University

<https://soa.gmu.edu/areasofconcentration/photography/>

# George Washington University's Corcoran School of the Arts & Design

<https://corcoran.gwu.edu/fine-art-photography>

# National Geographic

<https://ngstudentexpeditions.com/washington-dc-university-workshop/itinerary>

# Northern Virginia Community College

<http://www.nvcc.edu/admissions/apply/seniors.html>

## Smithsonian Associates

<https://smithsonianassociates.org/ticketing/events/photography>

## The Art Institutes

<https://go.artinstitutes.edu/program>

## The Art League

[https://www.theartleague.org/content/photography\\_classes](https://www.theartleague.org/content/photography_classes)

## The Leesburg School of Photography

<http://www.photowork.net/lessons/>

## Washington Photo Safari

<https://washingtonphotosafari.com>

## Workhouse Arts Center

<https://reservations.workhousearts.org/Info.aspx?EventID=60>

# Rating Photo Workshops

*By David Kepley*

*I've attended many local and out-of-town photo classes, lectures, and workshops over the past few years. I rated some of them from five-star to two-star to help members chose outings they might like.*



## Jennifer King Photo Workshops

<https://www.jenniferkingphoto.com/index>



***Would I go with her again?***

***Absolutely! She is very nice, very knowledgeable, and goes to incredible places!***

I have taken four of her workshops: Smoky Mountain National Park, Death Valley National Park, the Oregon Coast, and Valley of Fire/Antelope Canyon. Jennifer is a professional landscape photographer who specializes in the national parks.

Each workshop lasted four days. You arrive on Sunday to gather for dinner and conclude on Thursday afternoon.

**The routine:** Typically we got up well before dawn and travelled to the first location. We shot from dawn to about 9:30 a.m. We returned to town for breakfast and a nap. In mid-afternoon, Jennifer or her husband conducted a Lightroom/Photoshop session. We went out again about an hour before dusk to shoot sunset or stars.

**Locations:** The parks were fantastic if you like outdoor photography. Jennifer's expertise is getting you to the right spots within the park at the right time of day. She has alternate plans if the weather is bad.

**Instruction:** Jennifer and her assistants (one is her husband), will give you as much or as little help as you wish. I learn at least one or more new techniques or compositional approaches on every trip I take with her and I've been on 4 trips.

**Cost:** \$1,500 for your first trip and \$1,350 for each trip after the first one. This just covers her fee. You still need to pay for your meals, hotel, airfare, and rental car. I figure one of her trips costs about \$3,000.





## Corey Hilz

<https://www.coreyhilz.com/>



**OUT OF TOWN WORKSHOP:**  
*Would I go with him again?*  
*Most definitely!*

I went on a three-day workshop with him to Charleston, SC.

**The routine:** Typically we got up well before dawn and travelled to the first location. We shot from dawn to about 9:30 a.m. Then we went back to town for breakfast and a nap. In mid-afternoon, Corey provided excellent Lightroom and Photoshop tips. We went out again about an hour before dusk to shoot sunset.

**Locations:** I rate these very highly. The places we visited were incredible. They included plantations, beaches, in downtown Charleston, and an old cemetery.

**Instruction:** Corey is an excellent teacher. He helped us figure out composition in the field and had great lessons in Lightroom and Photoshop.

**Cost:** Can't remember.



## Corey Hilz

<https://www.coreyhilz.com/>



**LOCAL LIGHTROOM CLASS:**  
*Would I go with him again?*  
*Most definitely!*

I took an introductory class in Lightroom from Corey. It lasted a full day.

**Instruction:** Corey is an excellent teacher. He convinced me to abandon using Photoshop Elements and Bridge and switch to Lightroom.

**Cost:** I think it is now \$149.



## Roadrunner Photography Tours

<http://roadrunnerphotographytours.com/>



### ***OUT OF TOWN WORKSHOP:***

***Would I go with them again? Yes!***

I attended a workshop in West Virginia to shoot Dolly Sods National Wilderness Area in the fall. It was three days long.

**The routine:** Typically we got up well before dawn and travelled to the first location. We shot from dawn to about 9:30 a.m. Then we went back to town and had breakfast and then a nap. We went out again about an hour before dusk to shoot sunset.

**Locations:** Roadrunner found a number of great locations to shoot fall color and moving water.

**Instruction:** Don Rosenberger and Denise Silva were light on instruction.

**Cost:** Can't remember, but it was probably around \$1,000, exclusive of meals and hotel.



## Roadrunner Photography Tours

<http://roadrunnerphotographytours.com/>



### ***LOCAL WORKSHOP:***

***Would I go with them again? Depends where.***

I went with them to McKee-Beshers Wildlife Management Area in Poolesville, MD to shoot sunflowers. I also went to an air show near Warrenton, VA.

**Location:** Both were fun places to shoot.

**Instruction:** Not much.

**Cost:** I think they were both free.





## Roadrunner Photography Tours

<http://roadrunnerphotographytours.com/>



### **LOCAL PHOTOSHOP CLASS:**

*Would I go with them again? Maybe not.*

I took a class in the area from Denise Silva on Photoshop. I learned a few new tricks, but overall I was not that happy with the class.



## Roadrunner Photography Tours

<http://roadrunnerphotographytours.com/>



### **LOCAL LECTURE:**

*Would I go with them again? Sure.*

I have attended three of their lectures: Portraits, B&W Photography, and Abstracts. These lectures are free and very well attended (usually up to 50 people). They last about a couple of hours. The instructors were all very knowledgeable. Because of the size of the group, however, there were no hands-on opportunities.

**[ EDITOR'S NOTE: Please check with instructors/companies for current/future prices. ]**

# Secrets to Photoshop Success

*By Gary Perlow*



***Before and After Photoshop***

I have a confession to make: I enjoy photo processing more than I do taking photographs. Don't get me wrong, I spend more than I should on photography equipment, but I still derive a great deal of pleasure taking a so-so picture straight out of the camera and turning it into something special.

A year ago I was using Lightroom and did not know very much how to use the power of Photoshop. But in just a year's time, I humbly believe that I've surpassed many of the professionals that I see use and abuse post-processing methods. And yet there is still so much ground yet to cover.

So I am going to let you in on the secret, but you have to promise keep it within VPS. The secret is a photo processor in Brisbane, Australia who runs a sprawling website that contains the most useful information anywhere on what to do with a picture that comes straight out of your camera. His name is Damien Symonds and the website is <http://www.damiensymonds.net>.

*(Continued on following page)*





You can bounce around the site to see what he lets the public see. But the goldmine of information lies in the classes. His approach is the most methodical I have seen anywhere. If you have an analytical mind you will be at home. The workflow he will have you using is Bridge, Adobe Camera Raw, and then Photoshop. Forget Lightroom. Really. The lessons are interactive, and he is unbelievably prompt with his critiques of your work. But you must always choose the premium version of a course if it's available. That allows you to post your work and receive comments from Damien. His eye for issues, mistakes, and corrections is something to behold.

The **Layers and Masks class** is a good beginning (or review) and sets the foundation for what follows. The Raw class will turn your existing knowledge of raw processing inside out and give you a true understanding of what Adobe Camera Raw is supposed to do and how to do it.

The **Levels class** will teach you how to quickly produce a "clean" picture. The idea here is that if you took the same raw file and ran it through Photoshop again years later, you would still end up with the same result; that is, a photo looking very similar, if not identical, to your previous Photoshop work. Once you produce a clean picture, you can play with artistic effects. It should be pointed out that Damien is admittedly not an artist or a great photographer, so you will not go in to great detail on special artistic effects. But he does cover how to correct most every problem that you might encounter (and many more of which you may not be aware).

Other classes that are invaluable are the **Sharpening class**, and the **Skin class** (with a great action for correcting casts and other color problems in skin). **Channel Mixer class** is interesting and covers things like glasses glare and moire correction. He's just added a Bridge class that I have not yet taken.

If you have questions about the courses, or questions about post-processing, just email me at vze2788x1 AT verizon DOT net. And if you do sign up for a class, please mention my name, Gary Perlow. My apologies if this reads like an advertisement but I just know you cannot go wrong with these courses.



# Road Scholar's Picture with a Pro:

## *Wildlife and Nature Photography on Virginia's Eastern Shore*

*By Joan Axilbund*



*Photo by Barbara J. Saffir*

Jim Clark, a local professional photographer, leads a six-day workshop in Chincoteague for the most reasonable price around. The \$899 price includes lodging, meals, transportation, instruction, and best of all, a hot breakfast in the field for all sunrise shoots (which is every morning on the beach!). Jim is a natural teacher and, when you are not out shooting, you are in the classroom. In addition to wildlife photography there are visits to several of the local fishing villages in the vicinity. What is the

downside? The accommodations are in a field station so reminiscent of a dormitory. You do get a private room which is quite large but you may share a bathroom with another person. However, there are two toilets and two showers in the bathroom so it is only the room that is shared. The food at the field station is cafeteria food but there is a salad bar available. Most evening meals are at restaurants in Chincoteague.

I have done this workshop twice, as has Gloria Spellman. Mary Jane and Martin Fish have also attended. I have gone in the spring and fall and both times are fine.

Note that Nikhil Bahl, another local photographer, also is an instructor in the program -- I have not taken his course -- so you should verify with Road Scholar which instructor is leading the course for the week you select. According to Jim Clark's website, he is leading Oct. 21-26 and Nov. 9-14 but you should verify that before you register. The spring courses are currently wait-listed. For details, visit

<https://www.roadscholar.org/find-an-adventure/21433/pictures-with-a-pro-wildlife-and-nature-photography-on-virginia-s-eastern-shore>

[http://www.jimclarkphoto.com/index.php/pages/scheduled\\_workshops\\_events.html](http://www.jimclarkphoto.com/index.php/pages/scheduled_workshops_events.html)

# Lightroom in a Day

*By Jean Klaus*



If you're still in the dark about Lightroom, the class "Lightroom in a Day" taught by Corey Hilz of Capital Photography Center is a wonderful introduction to this powerful organizing and editing program. I was one of 12 students who participated in this hands-on class a few weeks ago and recommend it highly. You must have the correct version of Lightroom installed on your computer, so I finally took the leap and signed up for the Lightroom/Adobe yearly subscription and downloaded what I needed.

We arrived at the class about 15 minutes early so that we could download the images Corey would use to teach the functions of tools in the Library and Develop modules and be ready to officially start at 9 a.m. Being a teacher myself, I especially

appreciated Corey's organization, knowledge, ability to clarify complex concepts, and his patience. No question was left unanswered, and he stopped his presentation as needed to help those who needed it.

Both Corey and his presentation were outstanding, and I highly recommend taking this Capital Photography class "Lightroom in a Day." You won't be disappointed. If an introduction to Lightroom isn't what you need, visit the Capital Photography website for additional classes and instructors.

<http://capitalphotographycenter.com>



# Photography 101

*By Janet Gelb*

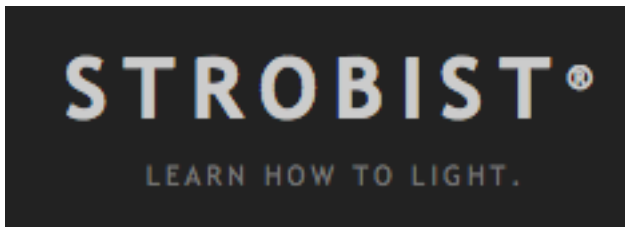


I took the Photography 1 (PHT 101) class at the Alexandria campus of Northern Virginia Community College in the Spring of 2016. It was a great refresher of basic camera info (relationship of shutter speed, f stop, and ISO), and a very basic intro to how Lightroom is used to organize photos. We had photo assignments every week, which we brought to class on an external hard drive we purchased. We loaded them on Mac computers in class and walked around the room to view and discuss them. As a PC user, I found the Mac a bit confusing but I managed. We were not required to have Lightroom at home, but I decided to purchase it anyway. I found Lightroom challenging, compounded by the fact I was using it on a Mac. I even hired the teaching assistant to come to my house once to gain a better understanding.

---

## Flash Photography June 7

*By John Naman*



For those interested in learning or improving their flash photography, I recommend the Strobist Workshop above any other, locally or nationally. We are fortunate it will be Washington, DC on June 7. I traveled to upstate Pennsylvania to attend last year, just to see and hear

David Hobby in person. He was an award-winning photographer at the Baltimore Sun and author of the free tutorials on Flash, starting with Lighting 101. He quit his job to lead workshops full time. The class, which includes lunch, is \$230.

<http://strobist.blogspot.com/2018/03/announcement-strobist-full-day-shooting.html>

Can't make the seminar? Try this free online tutorial:

<http://strobist.blogspot.com/2006/03/lighting-101.html>

## May 2 Speaker

**Laura Goyer**

### ***Tips on Portrait Photography***

***Thoreau Middle School, 7:30 p.m.***



The best parts of being a photographer to me are creating tangible artifacts of emotion and the preservation of those individual glimpses. In photographs, you can live moments over again, savor details lost

and even include others in your memory with such rich visual reminders that they can imagine (or believe) they were there. My children never really knew my mother in the way I had hoped; she died when my oldest was an infant. But, we celebrate my mother's birthday every year. We sing, eat cake, and share the few pictures and many stories of her life. At one celebration, my heart was filled with joy when my youngest asked, "How old was I again, when your mom died?" He has a real relationship with her, built through the images and stories we share.

I've had a camera around my neck for most of my life. For 25 years it hung alongside a stethoscope. While my tools have changed, my focus remains: combining keen observation, deep interest and compassion, and long-practiced skills to create catalysts for stories. The majority of my work is people and places (and water, but there is no market in that for me, yet). The images I love best involve unscripted, spontaneous moments captured as they evolve naturally either at events or portrait sessions. As a visual storyteller part of my job is to stand back, and document what you may not notice. I invite you to slow down and allow yourself time to reveal how beautiful your life is.

So, if you're interested in building a wondrous collection of images and stories; photographs that uniquely document your life, lets make time to chat. <http://lauragoyerphoto.com/>

## May 16 Competition

***Judge: Denise Silva***

***Themes:***

***Flowers (Digital Art) & Town of Vienna***

***Thoreau Middle School, 7:30 p.m.***



Denise is a well-respected local photographer and has judged numerous local competitions and events around the region. In 2015 Denise

was the featured photographer in the July/August issue of Photoshop User Magazine's article: "Who's Who in the Kelby-one Community." In August of 2016, Denise was the judge for the local Vienna Arts Society's competition titled "On the Street" where she did an excellent job providing positive feedback while judging a very competitive selection of images.

Additionally, Denise was recognized as one of the top 200 Women photographers who inspire by Nature Photo Guides and has had multiple articles published in Extraordinary Vision Magazine.

Denise finds every aspect of photography rewarding, from in-camera composition to post-processing, photography is meditative, creative, and challenging. Her passion is to capture images from landscapes to urban decay and to share her experiences and knowledge with fellow photographers.

Along with Don Rosenberger, Denise created Road Runner Photography Tours and has had great success leading various workshops around the world.

Denise's motto: There's no better place to learn and develop your skills than in the field!

For more information, visit:

<http://roadrunnerphotographytours.com>



# April 18 Competition Results

**Judge Sandi Croan**

**Themes: Things that Fly and Photojournalism**



## Monthly Theme - Photojournalism

Marco Sainati: March for Our Lives Washington	1st
David Kepley: I'll Walk for That!	2nd
Marco Sainati: Don't Shoot	3rd
Mort Friedman: Coming and Going	HM
Lori Saunders: #MarchForScience:	HM

## Monthly Theme - Things That Fly

George Silvas	Kestrel Lunch	1st
Mort Friedman	Kitefest 2018	2nd
Kathleen Furey	Swan Lake	3rd
Jonathan Thompson	Galaxy explorers	HM
Barbara Saffir	Hummer in the Hand	HM
Gina Clautice	Bahrain Airshow	HM
Mary Rabadan	Searching for Dinner	HM

## Open Digital Novice

Barbara Johnson	Painterly	1st
-----------------	-----------	-----

## Open Digital Advanced

Bill Mugg	The Batmobile	1st
David Kepley	Monet's Garden	2nd
Patricia Deege	Barred Owl	3rd
John Padbury	Old Wye House	HM
Sharon Connolly	Back of Blue Poppies	HM

## Open Prints

Puffin Parade	Bill Mugg	1st
Croatian Sunset at Split	David Heagy	2nd
Beauty Under Water	Joan Axilbund	3rd

*Great photos everyone! The winning photos are posted online at <https://www.vpsva.org/>  
A reminder: Please don't put your name or initials on images in the competition or in the titles.  
Thanks.*

**- Janet Gelb, Competition Manager**

# May Forums

*By John Naman, VP, Forums*



At every forum, we'll try to have hands-on things to do/photograph and/or totally interactive, such as critiques. The format is intended to be 30 minutes each for:

- (1) novice (cell phone)
- (2) intermediate (compact-4/3rds cameras)
- (3) advanced (full-frame cameras)

Always try to bring a camera!

## **Schedule (Thoreau Middle School, 7:30 p.m.):**

**May 23**      Field Trip: sharing photos taken on VPS field trips and critique editing assignment

**May 30**      Critique editing: results and discussion and make plans for next year

The May Forums are non-verbal critiquing of problematic images. Instead of saying, "You should crop here, do this, do that," the image will be online (soon) to fix up the way you think it should be. The fun comes when we get together and compare all the different ways we have to "fix" an image. This has been the most popular forum in past years. The problematic Images will be representative of monthly themes -- Abstracts, Black and White, Night Photography, Children and Animals in Motion, Photo-journalism , Town of Vienna, Flowers -- so that we all have a chance to keep up our skills. Expensive software is NOT required. I will gather a list of web links to free software, some just apps on a phone, to let us do crop, straighten, lighten, darken, change color saturation, delete certain people from family wedding, etc. The basics.





## My Fav Photo

*By Wayne Wolfersberger*

This is one of my favorite Great Grey Owl images over the years. The owl had been reported to be in the area so I made repeated visits to a meadow during freezing weather hoping to at least see the owl. After many dawn visits I finally spotted the owl as it flew to the trees with a vole -- too far away to shoot. A few minutes later it returned and landed on a nearby pine sapling to search for more voles. It was so close to my already set up camera that I only needed to make slight adjustments to capture a full frame head shot which shows the voles blood, a sign that the image was made in the wild, as are all my owl and hawk images. Just how often does one get to make an uncropped head shot of an owl in the wild?

## My Fav Photo

*By Carol Carroll*

I experimented with my fish-eye lens for a different perspective. I used Photoshop on the columns and the ceiling. I moved Lincoln around to make the photograph unique. It's generally hard to find good subjects for a fish-eye lens. I mostly use it on ceilings but I also try shooting building interiors. I've also had some success with a fish-eye lens inside the National Building Museum.



# PSA Report

*By Kathrin Swoboda, PSA Representative*



PSA Interclub competitions are winding down for the 2017-18 season. We will start back next season beginning with PSA Nature deadline in September and PSA Open in early October . So get out and photograph whatever is your passion for a chance to win individual and club awards in this international camera club competition.

Anyone interested in a fun and not too difficult volunteer experience please contact me. We could expand PSA Interclub competitions to prints, travel, photojournalism to name a few possibilities. If you're interested in the possibility of a PSA Youth Showcase to provide winning students prize money from PSA, please contact me.

We are still waiting on results of PSA Open round 3, PSA Nature round 3 and the results of the Glennie Memorial Nature Salon. PSA Open round 4 selections are pending, too. Check <https://www.vpsva.org/> for the latest news and all the results for this season.

## PSA Nature Interclub Selections

Advanced VPS photographers Kathleen Furey, Mary Rabadan, and Gloria Spellman judged the 33 images entered into the competition for PSA Nature #3. Judges who had entered images into the competition were not able to judge their own images. The following six images were selected to represent VPS in the upcoming PSA Nature Interclub competition:

"Preening" by Kathleen Furey

"Smokey Mountains" by Barbara Johnson

"Burren Seaside" by Lori Saunders

"2 Eagles and 1 Fish" by Kathrin Swoboda

"Spoonbill Action" by Kathrin Swoboda

"Otters Share Trout" by Wayne Wolfersberger



The images are posted here:

<https://www.vpsva.org/g/33987d14-b69e-4f82-914c-90ce3dde656a>

There were a few disqualifications. PSA Nature does not allow domesticated animals, cultivated or hybrid plants, or human elements. The image must appear natural.



# Member News

Kathrin Swoboda won a bronze medal for "Heron and Siren Salamander" in the 2nd Onyx International Exhibition of Photography in Campina, Romania. The exhibition is recognized by the Photographic Society of America and drew entries from 59 countries, with over 1,100 entries in the nature section. She was the only American in the top 13 nature winners. To view the winning photos, visit: <http://campinaexhibitions.net/onyx/results/2018/5>





# Calendar/Opportunities

- **May 1:** **Hang photos at USGS exhibit.** Patricia Deege (pdeege AT verizon.net, 703-255-1426)
- **May 1:** **VPS volunteers needed for our board and our 30th anniversary.** For details on volunteering for the *board*, contact David Kepley (Kepley DOT David AT gmail DOT com). For details on the *anniversary*, contact Carol Carroll (csquared02@yahoo.com).
- **May 2:** **VPS speaker Laura Goyer**
- **May 3:** **Free seminar by Freeman Patterson**, world-famous photographer, author, and teacher. For details, visit: <http://nvps.org/home/?p=12337>
- **May 4:** **VPS field trip/Nature Lovers outing to Thompson Wildlife Management** to photograph trillium flowers. For details, email Barb22030 AT yahoo. COM. **A state permit is needed to visit this protected conservation area.**
- **May 6:** **Reception**, 2-5 p.m., Joseph Miller Abstract Photography Exhibit, <http://nvacc.org>
- **May 9:** **Diane Arbus Exhibit Gallery Talk**, 5:30 p.m., Smithsonian American Art Museum Gallery <https://americanart.si.edu/exhibitions/arbus>
- **May 15:** **VPS Competition**
- **May 25:** **VPS "Focal Points"** deadline, 9 p.m. -- but earlier submissions are preferred.
- **May 20:** **Free monthly Sunday morning Coffee and Critique** at Photoworks, 10 a.m. - noon. Bring photos for informal feedback by a Photoworks faculty member or just attend to take part in a lively and thoughtful conversation about fresh work from fellow photographers. Coffee and bagels provided. *Future dates: 6/24 and 7/22.* Contact: Karen Keating, photoworks.gallery AT gmail DOT com <http://glenechophotoworks.org/2013/05/19/coffee-critique/>
- **May 20:** **Volunteer Photographer Needed** for 8th Annual Red Shoe 5k Run & Walk in Herndon. Benefits Ronald McDonald House Charities® of Greater Washington, DC For details, contact Barbara Johnson (703-626-6129, bjohnson4513 AT verizon.net).
- **May 23/30:** **VPS Forums**
- **May 31:** **Pick up photos at USGS exhibit.** Barbara Saffir (Barb22030 AT yahoo DOT com)
- **June 7:** **Flash Photography workshop by David Hobby.** For details visit <http://strobist.blogspot.com/2018/03/announcement-strobist-full-day-shooting.html>
- **Ongoing:** **Photography volunteers wanted** at Jug Bay Wetlands Sanctuary. For details, visit <http://www.jugbay.org/volunteer/photography>

# VPS Board Members



President	David Kepley
First VP	Barbara Saffir
Secretary	<i>vacant</i>
Treasurer	
VP, Speakers	Julie Cochran
VP, Judges	John Padbury
VP, Competitions	Janet Gelb
Digital Projection	Lilly Heagy and Lori Saunders
VP, Member Communications	Gloria Spellman
Director, PSA	Kathrin Swoboda
Director, Focal Points	Barbara Saffir
Director, Publicity	David Heagy
Director, Membership	Paige Counts
Director, Website	Gloria Spellman
VP, Forums	John Naman
VP, Field Trips	Lori Saunders
VP, Operations	George Silvas
Director, Social Events	Carol Carroll
Exhibits	<i>vacant</i>
Gift Cards/50/50 Raffle	Julie Cochran
Nature Visions Representative	Bill Mugg

***(To contact the club and/or to volunteer or to nominate yourself or someone else for the Board, please email [webmaster@vpsva.org](mailto:webmaster@vpsva.org))***

---

## ***Focal Points Newsletter***

is published monthly except for a combined July/August issue. Please email member news, story ideas, stories, "My Fav Photos" and medium-res photos to Editor Barbara J. Saffir (Barb22030 AT yahoo DOT com).

---

# VPS MEMBERSHIP APPLICATION

JULY, 2018 through JUNE, 2019

Mail this application and your check (payable to VPS) or cash to:

VPS, c/o Paige Counts, Membership Director, 10315 Dunfries Rd., Vienna, VA 22181

or hand the payment and application form to her during any VPS meeting.

I am ( ) a NEW member OR ( ) RENEWING. I have been a VPS member since the year (\_\_\_\_\_)

First Name\* \_\_\_\_\_ Middle Initial \_\_\_\_\_ Last Name\* \_\_\_\_\_

Street Address \_\_\_\_\_ City-State-Zip \_\_\_\_\_

Home Phone \_\_\_\_\_ - \_\_\_\_\_ Work Phone \_\_\_\_\_ - \_\_\_\_\_ Cell Phone \_\_\_\_\_ - \_\_\_\_\_

Email\* \_\_\_\_\_ \*=required

NOTE: To receive VPS's Newsletter (*Focal Points*) and other membership messages, you must provide a unique and valid email address. *Focal Points* is emailed to members and posted on the club's website as a PDF file. You need Adobe Acrobat Reader to open it.

PRIVACY: Membership records are maintained by the Membership Director. Periodically, the records are distributed to members to manage VPS's business. Membership records may also be shared with the Nature Visions Photo Expo as part of VPS's participation in that event. Membership records are also available on the VPS website to club members only. VPS will not provide member information to persons or to organizations outside the club, other than specified above. Members may opt to restrict the display of their membership records to other members as follows. Please check one of the options below. This will govern how your records may be displayed to other members on the VPS website:

INCLUDE \_\_\_\_ my name, phone number, home and email address. (This is the default option.)

INCLUDE \_\_\_\_ my name and email address.

INCLUDE \_\_\_\_ only my name.

I have enclosed my check.

( ) \$45 for a Single Membership

( ) \$65 for a Family Membership

## DUES PAYMENT

( ) \$22.50 for non-renewing members joining after January 31.

( ) \$32.50 for non-renewing Family Members\* joining after January 31

( ) cash for:

( ) \$15 for a Student Membership (age 18 or under)

\* Family members, please make separate application and use unique email address for each member.

## IMPORTANT: VPS Liability & Publicity Release

In consideration of being given the opportunity to participate in a Vienna Photographic Society (VPS) field trip or other event, I acknowledge, agree, and represent that I understand the nature of field trips and other VPS activities, and that I am qualified, in good health and in proper physical condition to participate in such field trips and activities. I fully understand that field trips and other VPS activities are conducted in different environments, and that, accordingly, my photography equipment and I may be exposed to dangers and hazards both natural and man-made. I fully accept and assume all risks and all responsibility for losses, costs, and damages I incur as a result of my participation in VPS field trips or other activities. I hereby release, discharge, and covenant not to sue VPS, its officers, directors, agents, independent contractors, volunteers, members and sponsors.

ADDITIONALLY, I authorize the use of any images submitted to VPS for use by VPS solely for publicity activities such as websites or brochures.

Acceptance of terms of VPS Liability Release (If under 18, parent or guardian must sign):

PRINTED NAME \_\_\_\_\_ Signature \_\_\_\_\_ Date \_\_\_\_\_

PARENT'S NAME \_\_\_\_\_ Signature \_\_\_\_\_ Date \_\_\_\_\_

(Page 2 of 2)



#### HOW DID YOU HEAR ABOUT VPS?

- ☐ A Friend   ☐ VPSVA.ORG   ☐ Meetup.com   ☐ Web Search   ☐ VPS Card/Brochure  
☐ Photo Expo or Exhibit \_\_\_\_\_ ☐ Photo Class or Store \_\_\_\_\_  
☐ Newspaper \_\_\_\_\_ ☐ Other \_\_\_\_\_

#### PARTICIPATION IN VPS SUPPORT NETWORK

VPS has established a support network of members who wish to contribute a few hours each month to assist in VPS program activities, including providing assistance to VPS officers. This network is mentored by the First Vice President of the Vienna Photographic Society.

Are you interested in being listed as a member of the VPS Support Network? ☐ Yes ☐ No

If yes, please indicate in what areas you might volunteer to help us. (A VPS officer will follow up by email.)

- ☐ WILL HELP WHERE NEEDED
- ☐ PUBLICITY: Providing publicity and information to the community about VPS
- ☐ INSTRUCTION DEVELOPMENT: Development of ideas for hands-on instructional programs like Forums
- ☐ FIELD TRIPS: Planning and arranging field trips
- ☐ AUDIO-VISUAL SUPPORT: ☐ Helping set up projection equipment at meetings.
- ☐ Learn to operate the projection program for competitions.
- ☐ SPEAKER PROGRAM: Help with planning guest speaker visits
- ☐ GREETING: Greeting new members and guests
- ☐ HISTORIAN: Assist in preparing historical documents about VPS activities
- ☐ TABLE SETUP: Help with setup for monthly photographic competitions
- ☐ COMPETITION JUDGING: Help with selection and planning of judges activity in monthly competitions
- ☐ PRINT HANDLING: Assist in passing prints during monthly competitions
- ☐ NATURE VISIONS EXPO: Help VPS Rep with the annual regional Nature Visions Photo Expo, Nov 11th-13th
- ☐ EDITORIAL HELP: Help by assisting editor with editing/production of monthly newsletter
- ☐ ARTICLE DEVELOPMENT: Writing, soliciting or editing articles for monthly newsletter working with the Editor
- ☐ PHOTO DISPLAY: Help with planning and arranging member photo displays and external Exhibitions
- ☐ WEBMASTER ASSISTANCE: Help with assistance to VPS Webmaster
- ☐ PARTY ASSISTANCE: Help setting up parties and social events

PLEASE PROVIDE THE FOLLOWING INFORMATION FOR USE BY THE BOARD OF DIRECTORS.

(Please print.)

Name: \_\_\_\_\_

Email: \_\_\_\_\_

Phone: \_\_\_\_\_