



FOCAL POINTS

Vienna Photographic Society
PO Box 1212, Vienna, VA 22183-1212, VPSVA.org

February, 2017

IN THIS ISSUE

Happy Birthday, Flickr!	1
VPS's Flickr Group	1
Feb. 1 Speaker	2
Feb. 15 Judge/Themes	3
Feb. 11, 12 Field Trips	4
Feb. 22 Forum	4
My Fav Photo: New Feature	4
My Fav: Clautice, Mugg, Kepley	5
My Fav: Saffir	6
Columbia River Gorge	7
Focus Stacking	8
PSA Report	10
Jan. 18 Competition Results	11
January Field Trip Report	12
Member News	13
Opportunities/Calendar	14
Board Members	15
Focal Points Submissions	15
Competition Dates/Themes	16
Resource Center	16
VPS Membership Application	17

Happy Birthday, Flickr! 13 years and 12.4 billion photos

Happy Birthday Flickr! You may be one of the world's largest photo sharing services, but you're only a gangly 13-year-old teenager. You made your public debut on Feb. 10, 2004, the brainchild of web consultants (and then wife and husband) Caterina Fake and Stewart Butterfield. You started out as an online game developed by their tiny Canadian company called Ludicorp, but quickly morphed into a photo sharing, organizing, and storage site. In 2005, Yahoo bought you for roughly \$25 million. We hope you don't fold if behemoth Verizon completes its deal to buy your 23-year-old Ma and Pa (Yahoo! Inc.) for \$4.83 billion this year. Will you still be there for us? Or will we have to flee to your competitors: Instagram, Smugmug, or others?



Before you grow up, you probably want to know how you got your misspelled name. Ben Cervený, one of Ludicorp's 5 employees, dubbed you Flickr. The team tried to buy the Flickr.com domain for its web site, but apparently it belonged to the Flickr Beer company. Then some cybersquatting investors nabbed it for peanuts. Yahoo fought a huge court battle with a Hong-Kong company and its Florida investors to win the Flickr.com domain in 2006. So, now wayward photographers who stumble onto Flickr.com will actually reach Flickr.com. Yahoo told me that as of January 2017, 317 photos are uploaded to Flickr *every second*, or 27.5 million *every day*. You boast an *astronomical* 12.4 billion photos, which were posted by individuals, companies, museums, the National Archives, photo clubs, and others. And you just keep growing and growing, Birthday Boy -- or Girl!



- Barbara J. Saffir

VPS is a member of



<https://www.psa-photo.org/>

VPS meets on the 1st, 3rd, & 4th
Wednesdays, September
through June at Thoreau
Middle School. Please check
VPS's calendar for details at:
<https://www.vpsva.org>

Please join VPS's Flickr group to share your photos, inspire others, and learn from your fellow members.

It's also a great tool to get feedback on images you are thinking about entering into competitions. Current VPS members can join by visiting <https://www.flickr.com/groups/vienna-photographic/> and clicking "Join Group" at the top. Then wait for approval from Michael Cassidy and/or Lori Saunders, which arrives by FlickrMail. After you've joined, you can add photos several ways, such as when you're on the VPS site, click "Add photo" at the top and follow the prompts. Mark your photos "public" if you want everyone to see them or "friends" or "family" if you just want signed-in VPS group members to view them. If you aren't on Flickr, click here to join: <https://www.flickr.com/>

Feb. 1 Speaker: David Blecman on How To Photograph Windows



David Blecman is an internationally recognized photographer and instructor, having taught and mentored in over a dozen countries on three continents to photographers, models, and makeup artists. He is a member of the Professional Photographers of America.

He recently announced a brand new mentoring program to help take photographers from where they currently are, to the road to excellence.

David has photographed projects for some of the biggest retailers in America, and has photographed some of the most recognizable celebrities over the past many years..

David continually speaks at modeling and photography venues, serves as a judge in the Miss America pageant system as well as photography and art competitions, teaches at modeling agencies, and leads fashion photography, wildlife, and landscape photography workshops in The Bahamas, Caribbean, the Americas, and Europe.

David M. Blecman, of Positive Negatives in Annapolis, MD, can be reached at 410-465-8585, david@posneg.com, and <http://www.posneg.com>



Feb. 15 Judge: Lynford Morton



Lynford Morton: "I am the founder of Shutterbug Life community, where beginner and enthusiasts learn how to be better photographers. I focus on how to create great photos, build an audience and make an impact. Shutterbug Life

supports emerging and enthusiast photographers with the following resources:

- Shutterbug Life, a weekly photography lifestyle podcast and blog;
- Photography Meetup groups in Washington, DC and New York City;
- Facebook group for Meetup members;
- Photo Tours that teach photographers in Washington, DC; New Orleans; and New York City; and
- Shutterbug Mentoring Club, an online membership community.

<https://www.shutterbuglife.com/>

PHOTOGRAPHY COACHING — MY LIFE'S WORK

As a photography coach, I have taught thousands of photographers while leading more than 600 workshops. Throughout the life of my photo tour business, which includes workshops in Washington, DC; New Orleans; and New York City, attendees consistently give 98 percent approval ratings. In January 2015 I launched the weekly photography podcast, "Shutterbug Life." Through a series of discussions, expert interviews and photo challenges, the podcast inspires emerging and enthusiast photographers to be better photographers. The podcast grew out of monthly free webinars I conducted for four years. Webinar speakers have included: Sharon Farmer, former White House director of photography; Evelyn Hockstein, a "New York Times" international

photojournalist who showed her work from Israel and Kenya; Brandon Stanton, who has creates street portraits for the blog, "Humans of New York;" and Hannele Lahti, a travel photographer who contributes to "National Geographic."

I CAME BY IT HONESTLY

My dad taught himself photography when he was 15 on the beautiful little island of St. Kitts. At one point, he was the only photographer in his village. Dad says he generated steady income riding his bicycle from house to house taking pictures.

I have early memories being surrounded by cameras and developing images in our home darkroom. In high school, I often accompanied him as a second shooter on his high school portrait jobs.

In college, I chose a double major of photojournalism and public relations. During a 20-year career, I led public relations campaigns to support multi-billion dollar business development pursuits and cabinet-level events. Nestled in that time was an eight-year stint as a photojournalist in the Army Reserves."

Feb. 15 Themes

Windows: Images should depict an opening in a wall, door, roof of a building or vehicle that is fitted with glass or other transparent material in a frame to admit light or air and allow people to see through.

Town of Vienna: Visit Vienna's website to see what they usually pick for the calendar. Check out the Town of Vienna Calendar for Annual Town Events and History. Seasonal pictures are appropriate of events are good. Usually images in the horizontal direction are best for the calendar. Scenes must be within the town limits. Photos should give a good overview of the event. Whether a photo is a close-up or taken at a further distance, it must provide an indication in some way that the event/photo is in Vienna. Capturing expressions on faces is desirable. (<https://www.viennava.gov/>)

February 11 & 12 Field Trips: Hands-on Abstract and Macro

For the February field trip, we are planning something a bit different. As there was a lot of interest in the Abstract/Macro how-to forum meeting, we thought it would be great to have a hands-on opportunity to practice some of these techniques in a studio setting. Winter is a great time to work on your indoor photography skills and learn how to set up an inexpensive way to do macros, abstracts, and still life in your own home.

Member John Naman is graciously offering his home basement photography studio for a hands-on field trip. If you attended the holiday party in December at Falls Church home, you might have gotten a tour. He will have lighting and many objects that can be used to do still life, macros or abstracts, such as sea shells, sand, feathers, cut glassware, and artificial flowers. You can also bring whatever you might like to photograph. All kinds of everyday objects can work great, such as jewelry, paper, slinky, pens, nails, glassware, and even your favorite Lego man/woman minifig. You will also need to bring your own camera, lenses, and tripod, though John will have some Nikon equipment you can try out as well. There is no charge for this field trip, but if you want fresh flower(s) to shoot, you have to buy them and bring them yourself. As inspiration, you may want to take a look at the Flickr Macro Mondays group which has a weekly theme to inspire. It is one of my favorite and most active groups on Flickr and has amazing submissions every week

<https://www.flickr.com/groups/macromonday/pool/>

The schedule follows, but our sessions are almost full, so please immediately RSVP to Lori (loriasaunders@gmail.com) and John (jnaman2@gmail.com) if you are interested.

ABSTRACT:

Sat., Feb. 11, Noon-2 pm and 2-4 pm

(Setups like those shown at VPS's Jan. 24 forum)

MACRO:

Sun., Feb. 12, Noon-2 pm and 2-4 pm

Feb. 22 Forum: Editing Exercise

The VPS Forum for February 2017, Editing Exercise, will be held in the Thoreau School at 7:30 pm on Feb. 22. A selection of unedited images will be sent to club members about two weeks before the meeting. Members are invited to edit as many of these as they choose, and the various edits of each image will be shown at the Forum and discussed among the attendees. A request for unedited images was sent to the membership in mid-January. All are welcome.

- *Mort Friedman, VP Forums*

New Monthly Feature: My Favorite Photo

Do you have a favorite photo? Or virtual bushels full of them? Please consider sharing them for the newsletter. Every month we can feature photos from one or more club members. This month, David Kepley, Bill Mugg, Gina Clautice, and I shared some photos. We look forward to seeing *your* photo, hearing about its back story, and learning more about each other. You can just supply a simple caption to accompany it, technical details, background on the fun (or challenge) of shooting it, or whatever you like from 4 to 400 words.

- *Barbara Saffir*
(Barb22030@yahoo.com)

My Favorite Photo



Whenever I am walking in nature, I have my camera around my neck. This beautiful **Eastern Tiger Swallowtail butterfly** sat still long enough on the buttonbush for me to get a few good shots of it. This photo is framed and hanging in my house. I enjoy photographing insects, birds, flowers -- well, just about anything outside! My husband and I will head to Longwood Gardens soon and we'll bring back info to share with the club. I'm looking forward to the upcoming themes to help me look at other opportunities to photograph.

- **Gina Clautice**



Here is a photo I took of our **grandson and his father** when we lived on a lake in North Carolina. Our son-in-law was trying to tip our grandson over. I convinced my wife to drive the boat so I could catch the action. It's one of my favorite shots because both father and son are showing pure joy just before the catastrophic ending.

- **Bill Mugg**



OK, this is not a competition quality photo, but one of the great things about our images is how they can call to mind people, places, and events that we treasure! My college roommate and I took a trip to Glacier, Banff, and Lake Louise National Parks in 1979. We camped in the parks and did a lot of hiking and photography. The reason I like this photo of **Glacier National Park** was that I took it on the last day of our trip. When we woke up, it was overcast and rainy. UGH! What a way to end a great trip! We spent the whole day grouching about it and doing exciting things like our laundry and watching park service films. But then right after dinner, the sky opened up and we rushed out to this spot! What a glorious sunset! I had this photo printed and framed. It was on the wall of my office at work for decades! This picture of reminds me not to give up!

- **David Kepley**

My Favorite Photo

X-Rated: Beach Blanket Bingo For Birds

By Barbara J. Saffir

This photo may never win an award, but I cherish it because I captured it during my first visit to a natural island paradise that was **JFK, Jr.'s** "secret getaway." I ventured to isolated **Cumberland Island** for its 18 miles of pristine Atlantic Ocean beaches at Georgia's southern tip. (I'm a "wilderness" beach junkie.)

I visited alone. That might be a drawback on some trips, but it's almost necessary to shoot certain nature photos. And who else would have the patience it required? It took more than 30 minutes to reach the **hundreds of Brown Pelicans, Royal Terns, and Black Skimmers** huddled together on the broad, otherwise empty beach without scaring them away. I employed the "slowly walk 20 steps and

stop when I'm far away" and "slowly walk 3 steps and stop when I'm close" method. I photograph at each stop in case the critters are spooked before I get close enough. Also, going alone, I felt "one with nature." I hoped the birds sensed that and knew that I wasn't there to harm them. Or that could be just a silly case of anthropomorphizing.

On that late day in May, I never tired of seeing the clown-like **Brown Pelicans** with their dinosaur-sized throat pouches. I saw oodles of them when I was a kid, but then they all but disappeared for decades. Like Bald



Eagles, DDT caused their eggs to crack before their babies were born. In 2009, pelicans were removed from the Endangered Species list, two years after eagles rebounded. And seeing even a handful of **Black Skimmers** thrilled me when I spotted them in Delaware a few years before. These big black-and-white birds fly close to the water with their huge lower bills skimming the water for fish. They look like cartoon characters with their black eyes hidden in their black face feathers and their long, pointy black wings and long pointy orange-and-black beaks. But the **Royal Terns** were new to me. At the time, I was clueless about *what* they were -- I assumed they were juvenile Black Skimmers because they looked like younger cousins with black crested heads and long pointy orange beaks -- and what they were doing. But when I researched them on my computer later, I learned that they were performing elaborate courtship rituals. I hunkered down and watched them from 20 feet away as they performed strut-your-stuff dances, perched precariously to mate at the water's edge, and swooped down with a juicy fish or a plump shrimp to woo their mates. It was "Beach Blanket Bingo" for birds.

I was thrilled that these cute-as-kittens creatures accepted this lone human as their neighbor, if only for a couple of hours. They've long forgotten my presence but letting me get close enough to photograph them was their permanent present to me *and you*.

CUMBERLAND ISLAND:

<https://www.nps.gov/cuis/>


ROYAL TERNS:

https://www.allaboutbirds.org/guide/Royal_Tern/id

Columbia River Gorge

By David Kepley

Last June, my wife and I took a trip to the Pacific Northwest to attend my son's wedding. We arrived a week early and decided to see one of the country's really beautiful spots – the Columbia River Gorge.



The Columbia River forms the boundary between Oregon and Washington. The point at which it cuts through the Cascade Mountains is the gorge. The dramatic thing about the gorge is the number of spectacular waterfalls that drop from the mountainous high country down to the Columbia River. The area has been designated as a National Scenic Area.

The gorge is located about an hour east of Portland, OR. We stayed in a very nice resort called Skamania Lodge (<https://www.destinationhotels.com/skamania>), but more reasonably priced lodging can be had in the area. The waterfalls are nearly all located off a 20 mile stretch of US Route 30. There are plenty of turnoffs for each of the waterfalls, but parking is limited, so plan on going earlier in the day and preferably a weekday. We saw three terrific



waterfalls only a short walk from the parking lot (Horsetail, Multnomah, and Bridle veil Falls). We also hiked to several more. While you are in the area, take a day to visit Mount Hood, which is a spectacular volcanic peak that is maybe an hour from the gorge. Have fun and share your pix with us!

Shooting the Falls

Here is what I recommend for getting great pictures of waterfalls.

- * Use a tripod.
- * Set the shutter speed on anything from .5 or .6 of a second to a full second. This gives the water a smooth silky look. Experiment with which setting gives you the look you prefer.
- * Get something interesting in the foreground to lead your eye toward the waterfall, like rocks in the stream or pool.
- * The ISO should be as low as you can get it to eliminate the most noise.
- * Depending on the background, you probably want an aperture in F11-22 range to get a good depth of field. This will give you a smooth waterfall juxtaposed with a sharp foreground and perhaps some vegetation.

Focus Stacking

By David Kepley

At the beginning of January, our guest speaker, Corey Hilz, gave a terrific presentation on how to utilize a number of interesting techniques to give our images a different look and feel. In case you did not take notes on this one technique, I thought I would share them with you, as I have had some experience using it.

What is it anyway?

Focus stacking is a technique used to increase the depth of field in our images, so that the final image is very sharp front to back and side to side. It is accomplished by taking a number of identical images where you focus on different points on the subject and then combine them later in software. The end



result is an image that is much sharper throughout. In a way it is like using High Dynamic Range (HDR), where you take a number of images at different exposure settings and let the software determine the best exposure on each image to produce a final image of optimal exposure throughout.

You might reasonably ask: If I want to get a greater depth of field in my image, why not just decrease the size of the aperture (increase the f stop number)? So instead of shooting at say f2.8, shoot at f18, 20, or 32. Good point!

That of course will work nearly all of the time, but there are times when the situation will not give you the

depth of field that you may desire. For example, in a landscape, you might be very close to one object and yet you want, say those mountains in the distance to be in sharp focus as well. This can be accomplished by moving a little further from the closest object to get it just outside the hyper focal length that is consistent with the lens you are using. But that is another whole story!

Where focus stacking is most useful, however, is in macro photography. Whether you are using a macro lens, extension tubes, or close focus filters, the closer you get to a subject, the depth of field decreases, even if you shoot at a high f stop. It's a matter of physics! What to do?

Here's where focus stacking can come to your rescue. The idea is to take a number of images of the same subject, while focusing on different parts of the subject. I usually start by taking a shot of the closest part of the image and then in successive images, work my way toward the back. In post processing the software will look for the sharpest lines in your series of images and mask those lines that are not sharp to produce the final image.

Preliminary considerations

Since the software will be looking for sharp edges, you need to be certain that the individual images are as sharp as you can make them. Conditions that might challenge you in this regard are, for example wind. If you are shooting a flower outside on a day with even a slight breeze, this can ruin your best efforts. Solutions include using a wind shield that eliminates the breeze around the subject or shooting the subject inside. Another tough one is shooting living subjects, because, well they tend to want to move around!

How do I go About it?

- Use a tripod - don't move it or the subject!
- Compose the image.
- Use manual mode - select ISO, shutter speed, & f stop - must be same for all images in the sequence!
- Manually focus on an edge closest to the lens - use live view & zoom button to get sharpest results.
- Follow the same procedure focusing a little deeper into the subject with each shot. Remember not to move either the camera or the subject!
- How many shots? Maybe 3 for a landscape, maybe 6-8 for a macro.




Processing the images in Lightroom (LR)

- Import images into LR as you normally would.
- Do not process the images in LR.
- Select all images you want to focus stack, then click Photo>edit in>open as layers in Photoshop (PS).

Processing the Images in Photoshop (PS)

- Select all of the layers (click on the top layer, then shift and click on the bottom layer).
- Click on Edit> auto align layers - select auto - leave the boxes for vignette removal and geometric distortion unchecked unless you see that problem in the images> OK.
- Then click on Edit> auto-blend layers - select box for stack images and seamless tones & colors> OK
- Click on Layers> flatten image.
- You may now need to clean up any imperfections with the clone stamp.
- Close and save the image in whatever format you prefer.
- Now the image will return to LR.
- In LR process the image in the develop module as you would normally.

Remember to share your results with the rest of us!



PSA Report

By Kathrin Swoboda, PSA Representative

Round 2 of PSA Open was judged at Iris Aartrijke, a camera club in Belgium. Images by Mary Jane Fish, David Kepley, Bill Mugg, Gloria Spellman, Wayne Wolfersberger and Kathrin Swoboda scored 67 points, placing Vienna Photographic Society in an unofficial 6th place out of 26 clubs. The overall standings are pending but VPS looks to have a strong showing. Kathrin Swoboda received an award of merit.



"Turkish Mosque Interior"	Mary Jane Fish
"Dancer in Silhouette"	Gloria Spellman
"Storms Coming"	David Kepley
"Fall Foliage"	Wayne Wolfersberger
"Woman in the Window"	Bill Mugg
Eastern Bluebird Pair"	Kathrin Swoboda

Next entry for the PSA Open is in late February. Enter one image: any genre and creative post-processing allowed. VPS is near the top in a very tight race, so enter your best image!

PSA Nature Interclub competition: The images below have been entered into Round 2. The judges were VPS advanced photographers Bill Mugg, Ceasar Sharper, and Gloria Spellman. Judges who had entered images into the competition were not able to score their own images.

"Polar Bears Sparring"	Patricia Deege
"Early Bloomer"	Kathleen Furey
"Green Frog Buddy"	Bill Mugg
"Incoming"	Ceasar Sharper
"Surfside Diner"	Kathrin Swoboda
"Thick-headed Fly on Echinacea"	Kathrin Swoboda

The slideshow can be viewed here:

<https://www.vpsva.org/g/f948610c-d4e7-4991-8477-43f370bf7328>

Jan. 18 Competition Results

(Judge: Jim Steele) Great photos everyone! A reminder: Please don't put your name or initials on your image in the competition or in the title of the image when downloading it for competition.
- Janet Gelb, Competition Manager

Monthly Theme: Textures (38 Entries)

1st Place	Patricia Deege	Blue Water Lily with Texture No. 2
2nd Place	Carol W. Carroll	Flower with the Forgotten Name
3rd Place	David R. Kepley	Nautilus
HM	Gloria Spellman	Elephant Closeup
HM	Kathrin E. Swoboda	Pacific Brown Pelican
HM	David R. Kepley	Sand Dollar
HM	Mary Rabadan	Sycamore Collage
HM	Lisette Brisebois	Tiger Wash
HM	Lori Saunders	PeterBilt

Monthly Theme: Bridges (21 Entries)

1st Place	Bill Mugg	Budda Bridge
2nd Place	Morton H. Friedman	Bridge in Space
3rd Place	Gloria Spellman	Bridge at Magnolia Gardens
HM	Loma Mier	New River Bridge
HM	Mary Jane Fish	Rusty Old Bridge

Open Digital Novice (10 Entries)

1st Place	Mary Rabadan	Anhinga on Sanibel Island
2nd Place	Gina Clautice	Butterfly3
3rd Place	Barbara Saffir	Heron

Open Digital Advanced (23 Entries)

1st Place	David R. Kepley	Dreaming of Lotus Blossoms
2nd Place	Cesar Sharper	Incoming(6892426)
3rd Place	John Padbury	4pm Shadow
HM	Julie Cochran	My New Pad
HM	Debra C. Newell	Early Morning Lotus
HM	Kathleen Furey	White Petals


Open Prints: Combined Novice & Advanced (12 Entries)

1st Place	Patricia Deege	Children in the Market Place
2nd Place	Kathleen Furey	Vermeer's Roses
3rd Place	John Padbury	Old Farm Tool
HM	David R. Kepley	Morning Dew

Jan. 28 Field Trip Report: U.S. Botanic Garden

John Nye, Robert Kelberg, Dennis Tarnay, Carol Carroll, Lisette Brisebois, Julie Cochran, and I gathered at the U.S. Botanic Garden when it opened to photograph the beautiful plants and flowers in bloom. Some had arranged for tripod use by getting permits though I just used my monopod or did handheld, which worked well as there was quite a bit of light and it was very warm and humid (or dry) depending on the section. I enjoyed spending quite a bit of time in the desert section doing some macro work of various cacti and then moved on to some other colorful tropical plants. There were also some beautiful orchids in bloom. After we all finished up around 1 pm, some of us went next door to the National Museum of the American Indian for an excellent lunch. I got to try Bison BBQ! Before heading out we got some shots in the lobby where the 'prism' window was giving an excellent rainbow show. Since there is not a lot of room in the newsletter to display all the photos, you can check out the VPS Flickr page for more: <https://www.flickr.com/groups/vienna-photographic/pool/> . - **Lori Saunders, VP Field Trips**


Robert Kelberg:



Lori Saunders:



Julie Cochran:



Member News

Patricia Deege has two images in the current exhibit by the Vienna Arts Society at Greenspring Gardens. Her photo entitled "Lotus in Hiding," which won an honorable mention, was recently sold. Patricia will have two images hanging in the League of Reston Artists exhibit at Hunters Woods Recreation Center in Reston. The exhibit runs from Feb. 1-27. Everyone is welcome to attend the **reception from noon-1 pm on Feb. 25.**



For details, visit: <https://www.restoncommunitycenter.com/attend-shows-events-exhibits/event-detail/2017/02/02/default-calendar/february-2017-exhibit-from-the-heart>



Carla Steckley will be the judge for the annual ArtSpace Herndon photo exhibit. Forty images were selected out of more than 200. Come by during the exhibit from Feb. 15-Mar. 12 or to the awards ceremony and reception on Feb 25. ArtSpace Herndon is located at 750 Center St., Herndon. <http://www.artspaceherndon.com/>

The DC Audubon Society recently featured **Barbara Saffir's** red-headed woodpecker photo from Sky Meadows State Park in an advocacy email warning of a proposed development at the Rock Creek Park Nature Center. (Details are here:

<https://parkplanning.nps.gov/projectHome.cfm?projectId=67384>) Sky Meadows, in Delaplane, VA, is one of the most dependable places in the DMV to find these creatures. For details, visit: <http://www.dcr.virginia.gov/state-parks/sky-meadows-general-information>



Opportunities/Calendar

WILD: Feb. 6 is the **deadline** to enter the **Virginia Wildlife Photography Showcase contest**, sponsored by the Department of Game and Inland Fisheries. Winning photos will appear in the July-August edition of "Virginia Wildlife." For details, visit: <https://www.dgif.virginia.gov/wp-content/uploads/photo-contest.pdf>

HERNDON: **ArtSpace Herndon's** exhibit, "Some Things I Can't Explain" with Rahshia Sawyer (Conceptual Photography) closes **Feb. 11**. The gallery says its an "incredibly beautiful exhibit and a great opportunity for your photography groups to experience another photographers work from the region. "

ABSTRACT: **Joseph Miller Abstract** Photography Exhibit's **deadline** is **Feb. 17**. Entry fee: \$25. Artists' reception is **May 7**. For details, visit: <http://nvacc.org/home/abstract-exhibit/>

DYNAMIC: Members of VPS's Meetup group are eligible for a 10 percent discount for the **Dynamic Images Photo Conference** on **March 24-26** at the Crowne Plaza Hotel in Reading, PA. The special discount code is "mu965." For details, visit <http://www.dynamicimagesconference.org> and <https://www.meetup.com/Vienna-Photographic-Society/>.

NAT GEO: **National Geographic in Washington, DC** stages wonderful evening programs, featuring entertaining and instructive stories and photography that take you to many corners of the world. Programs begin at 7:30 pm and usually last about 1 1/2 hours, with open seating, and free parking in the underground garage entering from M and 16th streets. Tickets cost less than \$25, with a discount if you subscribe to "National Geographic" magazine. They can be purchased online at <http://www.nationalgeographic.org/dc>. Click on Events/Create Your Own Series. Or you can call 202-857-7700 for information and tickets. The next series runs from **March through May 2017**.

WARBLERS: Tickets just went on sale for "The Biggest Week in American Birding" at Magee Marsh in Toledo, OH. The "**Warbler Capital of the World's**" **bird festival** is **May 4-15**. For details on the festival and its photogenic bright yellow (and other colors) warblers and other birds, visit: <http://www.biggestweekinamericanbirding.com/>

BEST: 21st Annual **Nature's Best Photography** Windland Smith Rice International Awards **Exhibition** at the National Museum of Natural History (<https://naturalhistory.si.edu/exhibits/natures-best-2016/>). Closes **September 2017**.

SMITHSONIAN: Post your bird photos online at the **Smithsonian National Zoological Park's Migratory Bird Center**. The zoo is currently revamping its historic 1928 bird house into a state-of-the-art exhibit with wild birds, called "Experience Migration." It is slated to reopen in spring, 2020. https://nationalzoo.si.edu/scbi/migratorybirds/featured_photo/
<https://nationalzoo.si.edu/animals/news/smithsonians-national-zoo-build-experience-migration-exhibition-dedicated-migratory>

VPS Board Members

President	<u>NOMINATIONS ACCEPTED</u>	
First VP	David Kepley	kepley.david@gmail.com
Secretary	Debbi Rife	angeltaz_2@yahoo.com
Treasurer	Burgess Levin	burgessblc@aol.com
VP-Speakers	Julie Cochran	catlady1821@cox.net
VP-Judges	John Padbury	faotc@aol.com
VP-Comp.	Janet Gelb	janet@gelbnet.com
Digital Proj.	Committee	Joan, Bob Bills, Sharon
VP Mem Com	Gloria Spellman	spellg1@aol.com
PSA Rep	Kathy Swoboda	kswoboda2421@gmail.com
Focal Points	Barbara Saffir	Barb22030@yahoo.com
Dir Publicity	David Heagy	dheagy@gmail.com
Membership	Paige Counts	paigecounts@mac.com
Dir Website	Gloria Spellman	spellg1@aol.com
VP Forums	Mort Friedman	mhfriedm@gwu.edu
VP Field Trips	Lori Saunders	loriasaunders@gmail.com
VP Operations	Joseph Morton	ffig2005@yahoo.com
Social Events	Carol Carroll	csquared02@yahoo.com
Exhibits	<u>NEEDED</u>	
Gift Cards	Julie Cochran	catlady1821@cox.net
50/50 Raffle	Julie Cochran	catlady1821@cox.net
Nat. Vis. Rep.	Bill Mugg	billmuggster@gmail.com

Focal Points

newsletter is published monthly except for a combined July/August issue. Please email member news, story ideas, stories, & low-res photos to Editor Barbara J. Saffir at:

Barb22030@yahoo.com

Competition Themes

Feb. 15:	1. Windows, 2. Town of Vienna <i>(To support Town of Vienna exhibit)</i>
March 15:	1. Music/Performances/Instruments, 2. Digital Art <i>(Patterns in architecture, creative photography from original image with use of apps, filters, any software.)</i>
April 19:	1. Autumn, 2. Digital Art <i>(Gardens can include trees/bushes, creative photography from original image with use of apps, filters, any software.)</i>
May 17:	1. Spring, 2. Collections <i>(Examples: toys, hats, shoes, spoons, buttons, dolls, etc.)</i>
June 21:	End of Year Competition

(Please see <https://www.vpsva.org> for full definitions.)

Resource Center

Workshops, classes, and tips. Email us with resources you've tried and want to recommend.

Please see <https://www.vpsva.org/> to print a membership application. -BJS (Barb22030@yahoo.com)

Instruction, Workshops, Non-VPS Field Trips, and Speakers

Nikhil Bahl:	www.NikhilBahl.com
Capital Photography Center:	http://www.capitalphotographycenter.com/
Eliot Cohen:	www.eliotcohen.com
Corey Hilz:	https://www.coreyhilz.com/
Robin Kent:	www.photographybykent.com
Bill and Linda Lane:	http://www.lanephoto workshops.com/
New Life Photos infrared:	http://www.newlifephotos.com
Freeman Patterson/Andre Gallant:	www.freemanpatterson.com
Photoworks Classes:	www.glenechophotoworks.org
Don Rosenberger:	www.donrosenberger.com
Irene Sacilotto:	www.ospreyphoto.com
Shutterbug Excursions:	https://www.meetup.com/shutterbugexcursions/
Matthew Schmidt:	www.loreleistudios.com
Denise Silva Roadrunner Tours/Meetup:	https://www.meetup.com/Road-Runner-Photography-Tours/ http://denisesilvaphotography.com/
Tony Sweet:	http://tonysweet.com/
Josh Taylor:	http://www.joshuataylorphotography.com
Frank Van Riper:	www.GVRphoto.com
VA Beltway Photo Meetup:	https://www.meetup.com/Virginia-Beltway-Photography-Meetup
Brian Zwit:	http://www.brianjzwit.com

VPS MEMBERSHIP APPLICATION: JULY 2016 through JUNE 2017

Mail this Application and your check (Payable to: "**VPS**") or cash to:

VPS, P.O. Box 1212, Vienna, VA 22183-1212

or hand the payment and application form during any VPS meeting to:

Paige Counts, Membership Director, or Burgess Levin, Treasurer

I am ☐ a **New Member** OR ☐ **Renewing** I have been a VPS member since the year (____)

First Name* _____ Middle Initial ____ Last Name* _____

Street Address _____ City-State-Zip _____

Home Phone ____ - _____ Work Phone ____ - _____ Cell ____ - _____

Email* _____ *=required

NOTE: To receive the VPS Newsletter *FOCAL POINTS* and other membership messages, you must provide a unique and valid email address. *FOCAL POINTS* is distributed by email and on the club website as a PDF file. You will need an installed copy of Adobe Acrobat Reader on your computer to open it.

PRIVACY

Membership records are maintained by the Membership Director. Periodically, the records are distributed to members to manage VPS's business. Membership records may also be shared with the Nature Visions Photo Expo as part of VPS's participation in that event. Membership records are also available on the VPS website to club members only. VPS will not provide member information to persons or to organizations outside the club, other than specified above. Members may opt to restrict the display of their membership records to other members as follows. **Please check one of the two options below.** This will govern how your records may be displayed to other members on the VPS website:

INCLUDE ___ my name, phone number, home and email addresses. (This is the default option)

DO NOT INCLUDE ___ my phone number, home and email addresses. Please, include only my name.

DUES PAYMENT

I have enclosed ☐ my check or ☐ cash for:

☐ \$40 for a **Single Membership** ☐ \$20 for non-renewing members joining after January 31.

☐ \$60 for a **Family Membership** ☐ \$30 for non-renewing Family Members* joining after January 31

☐ \$15 for a **Student Membership** (age 18 or under)

*Family members, please make **Separate Application** and use **Unique Email Address** for each member

VPS Liability & Publicity Release

In consideration of being given the opportunity to participate in a Vienna Photographic Society (VPS) field trip or other event, I acknowledge, agree and represent that I understand the nature of field trips and other VPS activities, and that I am qualified, in good health and in proper physical condition to participate in such field trips and activities. I fully understand that field trips and other VPS activities are conducted in different environments, and that, accordingly, my photography equipment and I may be exposed to dangers and hazards both natural and man-made. I fully accept and assume all risks and all responsibility for losses, costs, and damages I incur as a result of my participation in VPS field trips or other activities. I hereby release, discharge, and covenant not to sue VPS, its officers, directors, agents, independent contractors, volunteers, members and sponsors.

ADDITIONALLY, I authorize the use of any images submitted to VPS for use by VPS solely for publicity activities such as websites or brochures. Acceptance of terms of VPS Liability Release (If under 18, parent or guardian must sign):

PRINTED NAME _____ Signature _____ Date _____

PARENT NAME _____ Signature _____ Date _____

() A Friend () VPSVA.ORG () Meetup.com () Web Search () VPS
Card/Brochure

() Photo Expo or Exhibit _____ () Photo Class or Store _____

() Newspaper _____ () Other _____

- () **PUBLICITY:** Providing publicity and information to the community about VPS
- () **INSTRUCTION DEVELOPMENT:** Development of ideas for hands-on instructional programs like Forums
- () **FIELD TRIPS:** Planning and arranging field trips
- () **AUDIO-VISUAL SUPPORT:** () Helping set up projection equipment at meetings.
() Learn to operate the projection program for competitions.
- () **SPEAKER PROGRAM:** Help with planning guest speaker visits
- () **GREETING:** Greeting new members and guests
- () **HISTORIAN:** Assist in preparing historical documents about VPS activities
- () **TABLE SETUP:** Help with setup for monthly photographic competitions
- () **COMPETITION JUDGING:** Help with selection and planning of judges activity in monthly competitions
- () **PRINT HANDLING:** Assist in passing prints during monthly competitions
- () **NATURE VISIONS EXPO:** Help VPS Rep with the annual regional Nature Visions Photo Expo, Nov 11th-13th
- () **EDITORIAL HELP:** Help by assisting Editor with editing/production of monthly newsletter
- () **ARTICLE DEVELOPMENT:** Writing, soliciting or editing articles for monthly newsletter working with the Editor
- () **PHOTO DISPLAY:** Help with planning and arranging member photo displays and external Exhibitions
- () **WEBMASTER ASSISTANCE:** Help with assistance to VPS Webmaster
- () **PARTY ASSISTANCE:** Help setting up parties and social events

Questions?: Contact David Kepley, kepley.david@gmail.com or 703-978-2961